

**2N6126**  
Rev.H Oct.-2018



TO-220          PNP


Parameter	Symbol	Rating	Unit
Collector to Base Voltage	$V_{CBO}$	-80	V
Collector to Emitter Voltage	$V_{CEO}$	-80	V
Emitter to Base Voltage	$V_{EBO}$	-5.0	V
Collector Current - Continuous	$I_C$	-4.0	A
Peak Collector Current	$I_{CM}$	-7.0	A
Base Current - Continuous	$I_B$	-1.0	A
Collector Power Dissipation	$P_C(T_C=25 \text{ }^\circ\text{C})$	40	W
Junction Temperature	$T_j$	150	
Storage Temperature Range	$T_{stg}$	-55 150	

Parameter	Symbol	Test Conditions	Min	Typ	Max
-----------	--------	-----------------	-----	-----	-----

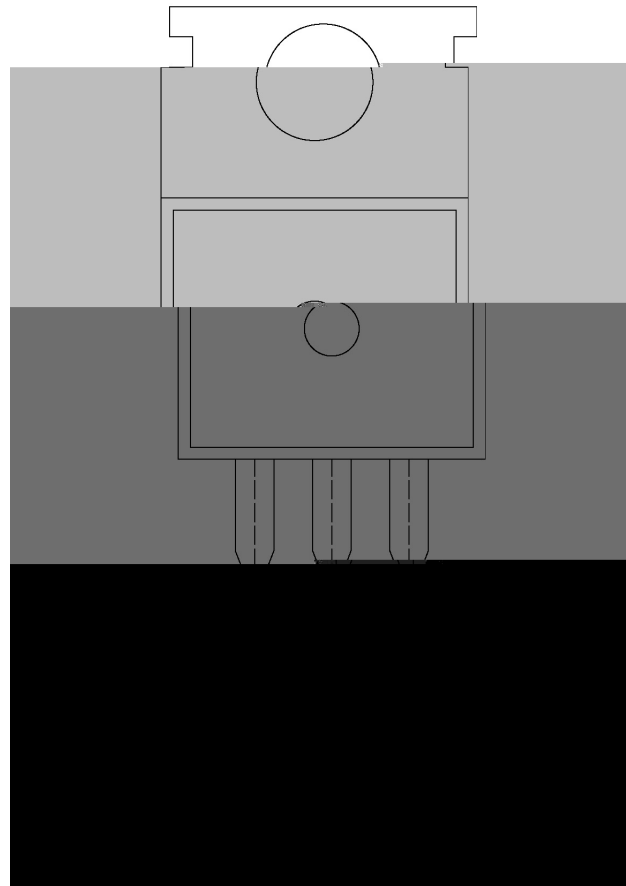
/ Electrical Characteristic Curve



/ Package Dimensions

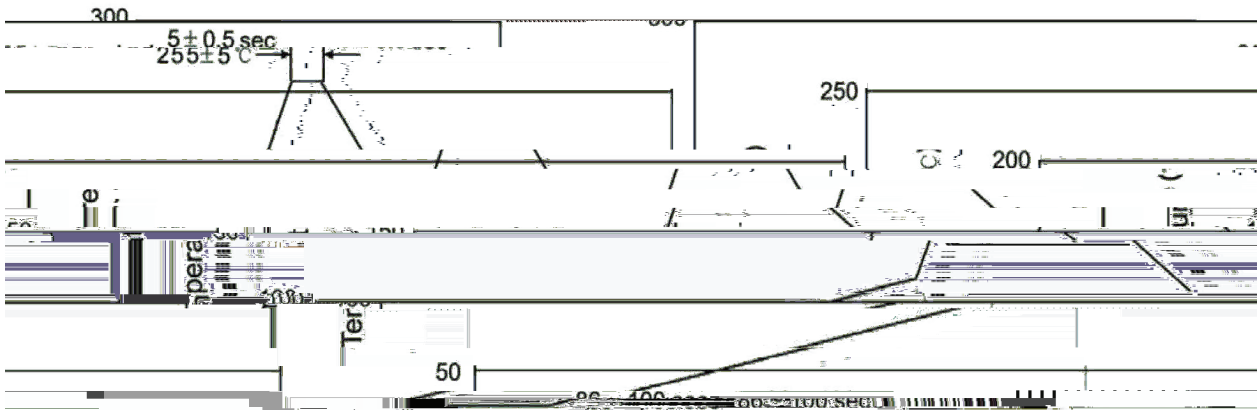


/ Marking Instructions



BR

( ) / Temperature Profile for Dip Soldering(Pb-Free)



Note:

- |   |       |     |           |        |   |
|---|-------|-----|-----------|--------|---|
| 1 | 25    | 150 | 60        | 90sec; | 1.Preheating:25~150 , Time:60~90sec.    |
| 2 | 255±5 |     | 5±0.5sec; |        | 2.Peak Temp.:255±5 , Duration:5±0.5sec. |
| 3 |       | 2   | 10        | /sec.  | 3. Cooling Speed: 2~10 /sec.            |

/ Resistance to Soldering Heat Test Conditions

270±5                      10±1 sec.                      Temp.:270±5                      Time:10±1 sec

/ Packaging SPEC.

/ BULK

Package Type	Units					Dimension (unit mm <sup>3</sup> )		
	Units/Bag /	Bags/Inner Box /	Units/Inner Box /	Inner Boxes/Outer Box /	Units/Outer Box /	Bag	Inner Box	Outer Box
TO-220/F	200	10	2,000	5	10,000	135×190	237×172×102	560×245×195

/ TUBE

Package Type	Units					Dimension (unit mm <sup>3</sup> )		
	Units/Tube /	Tubes/Inner Box /	Units/Inner Box /	Inner Boxes/Outer Box /	Units/Outer Box /	Bag	Inner Box	Outer Box
TO-220/F	200	10	2,000	5	10,000	135×190	237×172×102	560×245×195