

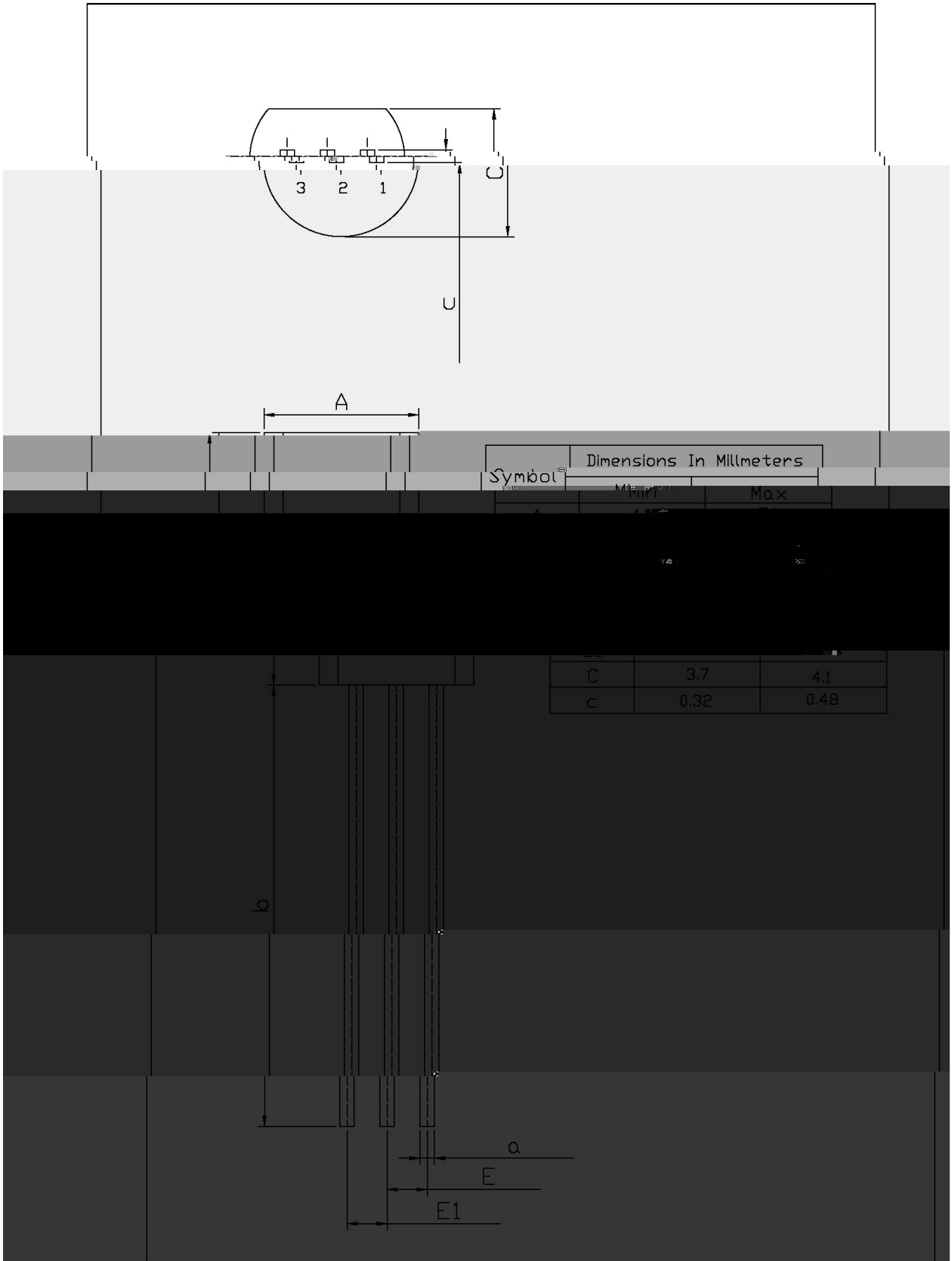
Parameter	Symbol	Rating	Unit
Collector to Base Voltage	V_{CBO}	-50	V
Collector to Emitter Voltage	V_{CEO}	-50	V
Emitter to Base Voltage	V_{EBO}	-5.0	V
Collector Current - Continuous	I_C	-2.0	A
Collector Power Dissipation	P_C	900	mW
Junction Temperature	T_j	150	
Storage Temperature Range	T_{stg}		

2SA1020

/ Package Dimensions

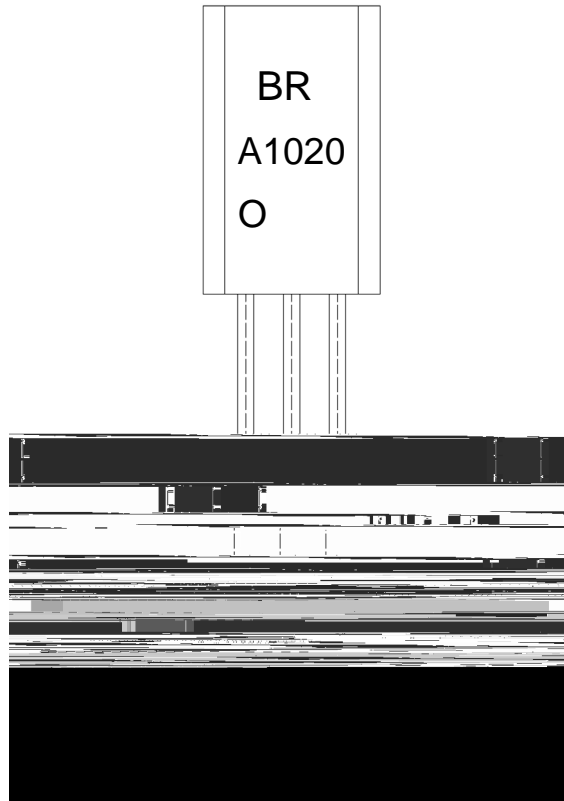
TO-92LM

Unit: mm



Symbol	Dimensions In Millimeters	
	Min	Max
A	4.7	5.0
C	3.7	4.1
c	0.32	0.48
a	0.5	0.6
E	0.5	0.6
E1	0.5	0.6

/ Marking Instructions



BR:

A1020

O: h_{FE}

Note:

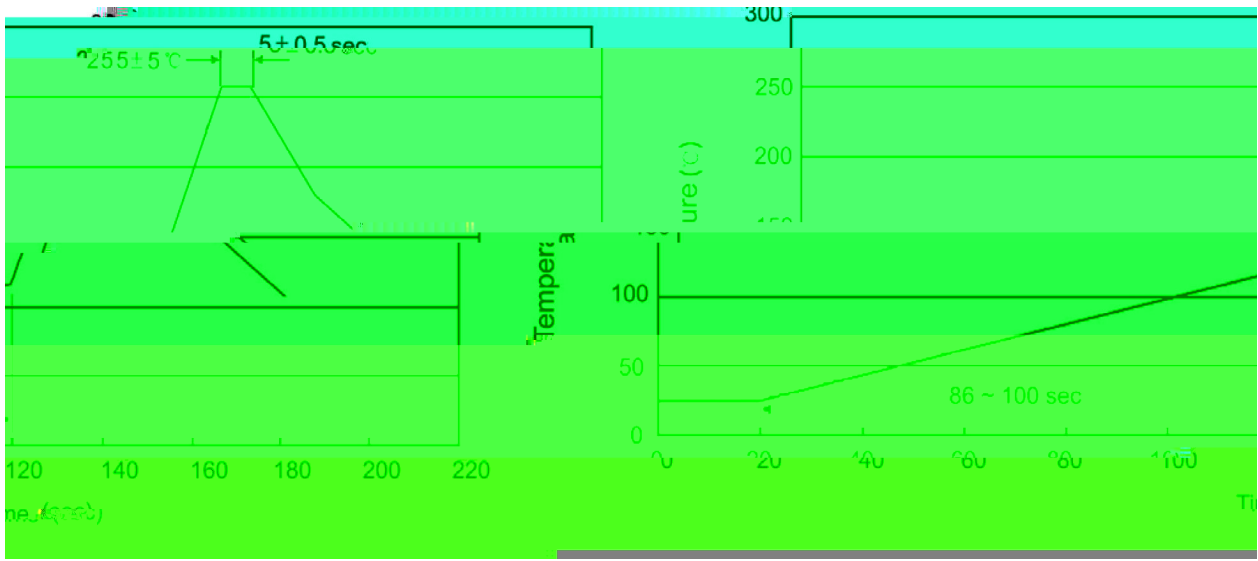
BR: Company Code.

A1020: Product Type.

O: h_{FE} Classifications Symbol

****: Lot No. Code,code change with Lot No.

() / Temperature Profile for Dip Soldering(Pb-Free)



Note:

- | | | | | | |
|---|-------|-----|----|-----------|---|
| 1 | 25 | 150 | 60 | 90sec; | 1.Preheating:25~150 , Time:60~90sec. |
| 2 | 255±5 | | | 5±0.5sec; | 2.Peak / 9j/0(7-4.1.2ldempmp5(.:j/TTT7 1 Tf1 |