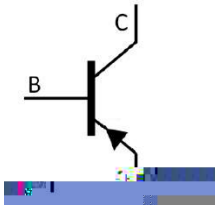


SOT-23 PNP Silicon PNP transistor in a SOT-23 Plastic Package.

2SC2411K

Large Ic low Vce(sat),complementary pair with the 2SC2411K.


Medium power amplifier applications.

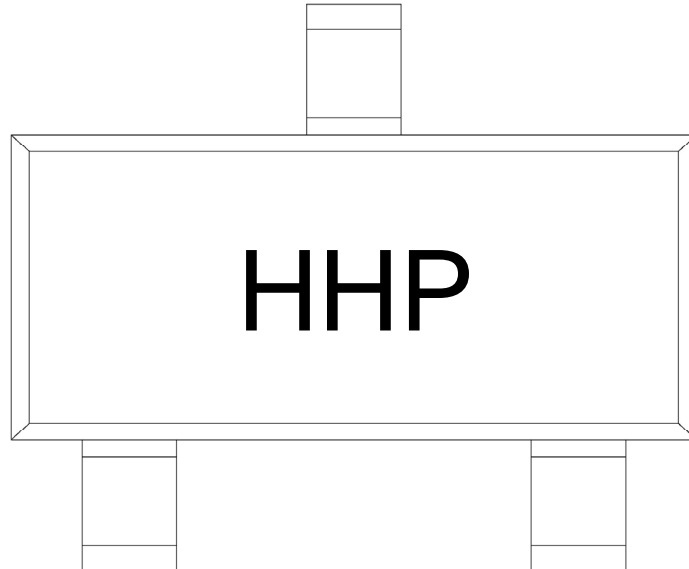


PIN1 Base PIN 2 Emitter PIN 3 Collector

h_{FE} Classifications Symbol	P	Q	R
h_{FE} Range	82 180	120 270	180 390
Marking	HHP	HHQ	HHR

Parameter	Symbol	Rating	Unit
Collector to Base Voltage	V_{CBO}	-40	V
Collector to Emitter Voltage	V_{CEO}	-32	V
Emitter to Base Voltage	V_{EBO}	-5.0	V
Collector Current	I_C	-500	mA
Collector Power Dissipation	P_C	200	mW
Junction Temperature	T_j	150	
Storage Temperature Range	T_{stg}		





H

H

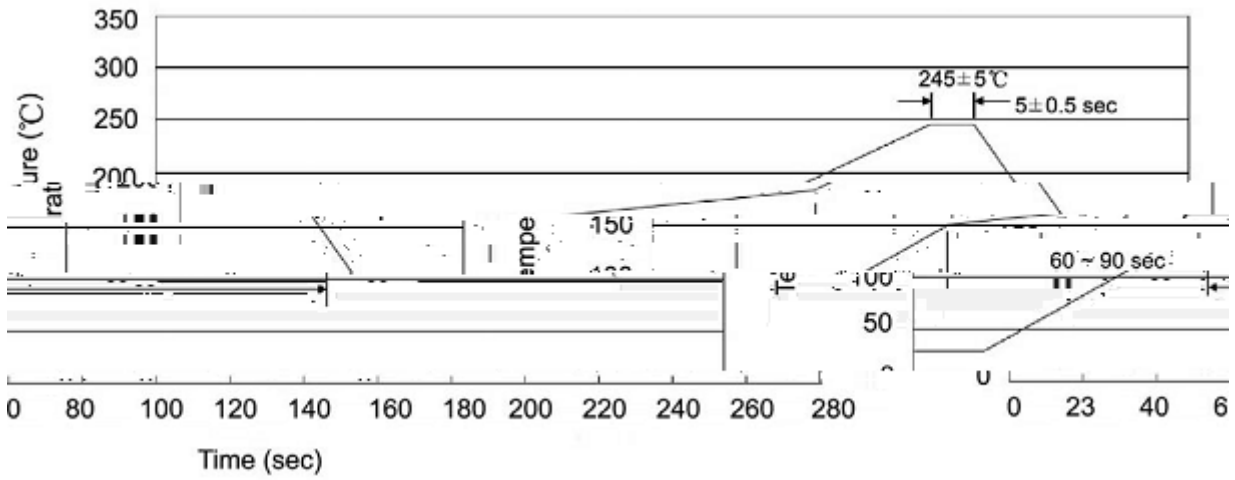
P: h_{FE}

Note:

H: Company Code

H: Product Type Code

P: h_{FE} Classifications Symbol Code

Temperature Profile for IR Reflow Soldering(Pb-Free)

Note:

- | | | | | | |
|---|-------|-----|-----------|----------|---|
| 1 | 25 | 150 | 60 | 90sec; | 1.Preheating:25~150 , Time:60~90sec. |
| 2 | 245±5 | | 5±0.5sec; | | 2.Peak Temp.:245±5 , Duration:5±0.5sec. |
| 3 | | | 2 | 10 /sec. | 3. Cooling Speed: 2~10 /sec. |

260±5

10±1 sec.

Temp.:260±5

Time:10±1 sec

/ REEL

Package Type	Units					Dimension (unit mm ³)		
	Units/Reel	Reels/Inner Box	Units/Inner Box	Inner Boxes/Outer Box	Units/Outer Box	Reel	Inner Box	Outer Box
SOT-23	3,000	10	30,000	6	180,000	7 ×8	180×120×180	390×385×205