

/ Descriptions

Silicon PNP transistor in a SOT-89 Plastic Package.

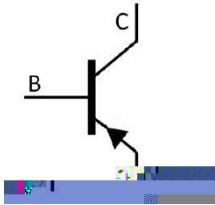
/ Features

Suitable for output stage of 3 watts amplifier, small flat package, complementary to 2SC2883.


/ Applications

Audio frequency amplifier applications.

/ Equivalent Circuit



/ Pinning



PIN1 Base PIN 2 Collector PIN 3 Emitter

/ Marking


h_{FE} Classifications Symbol	O	Y
h_{FE} Range	100 200	160 320
Marking	HHO * **	HHY * **

Parameter	Symbol	Rating	Unit
Collector to Base Voltage	V_{CBO}	-30	V
Collector to Emitter Voltage	V_{CEO}	-30	V
Emitter to Base Voltage	V_{EBO}	-5.0	V
Collector Current-Continuous	I_C	-1.5	A
Collector Base-Continuous	I_B	-0.3	A
Collector Power Dissipation	P_C	500	mW
Collector Power Dissipation*	* P_C	1.0	W
Junction Temperature	T_j	150	
Storage Temperature Range	T_{stg}	-55 150	

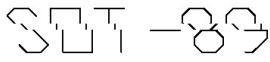
*mounted on ceramic substrate(250mm²x0.8t)

Parameter	Symbol	Test Conditions	Min	Typ	Max	Unit
Collector to Emitter Breakdown Voltage	V_{CEO}	I				

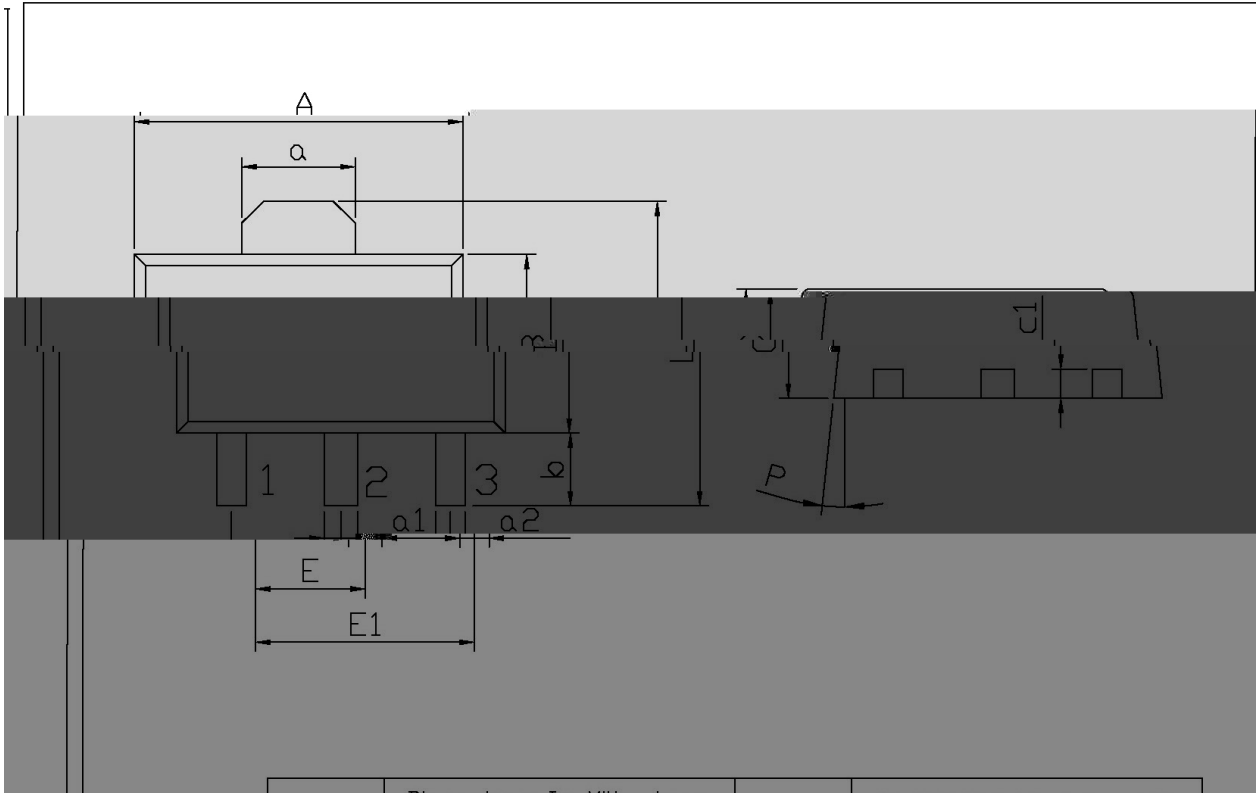
/ Electrical Characteristic Curve



/ Package Dimensions

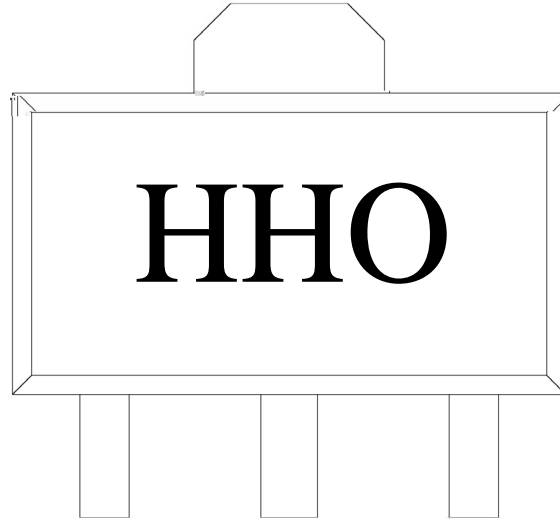


单位: mm



Dimensions In Millimeters			Dimensions In Millimeters		
Symbol	Min	Max	Symbol	Min	Max
A	4.4	4.7	a1	0.36	0.4
B	2.35	2.65	a2	0.30	0.35

/ Marking Instructions

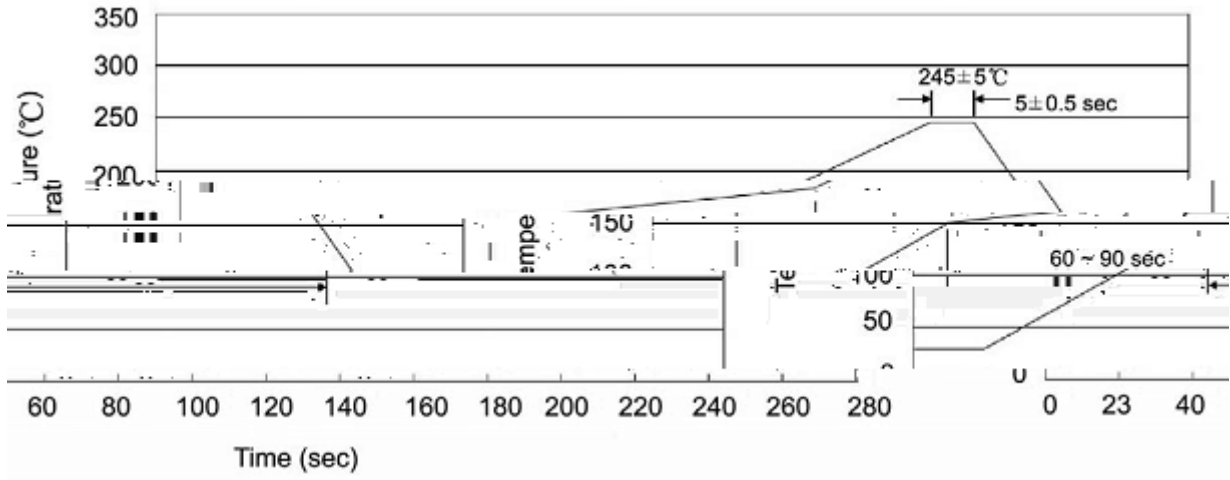


H
H
O h_{FE}

Note:

- H: Company Code.
- H: Product Type.
- O: h_{FE} Classifications Symbol
- ** : Lot No. Code, code change with Lot No.

() / K\ d g\ i Xk i \ 'Gif] \ d] fi @ ' I \] dn ' Jf d \ i e ^ Ž G Y \$ = i \ \ ž



Note:

1 25 150 60 90sec;

1.Preheating:25~150