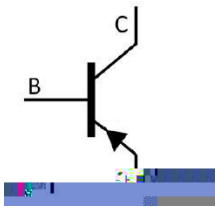


TO-92 PNP Silicon PNP transistor in a TO-92 Plastic Package.

High DC current gain, excellent h_{FE} linearity, low saturation voltage

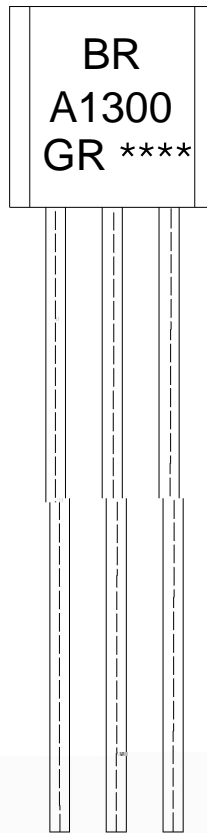
Strobo flash, medium power amplifier applications.



PIN1 Base PIN 2 Collector PIN 3 Emitter

h_{FE} Classifications Symbol	Y	GR	BL
h_{FE} Range	140~280	200~400	300~600

Parameter	Symbol	Rating	Unit
Collector to Base Voltage	V_{CBO}	-20	V
Collector to Emitter Voltage	V_{CEO}	-10	V
Emitter to Base Voltage	V_{EBO}	-6.0	V
Collector Current - Continuous	I_C	-2.0	A
Collector Current – Continuous(Pulse)	I_{CP}	-5.0	A
Base Current - Continuous	I_B	-2.0	A
Collector Power Dissipation	P_C	750	mW



BR:

A1300

GR: h_{FE}

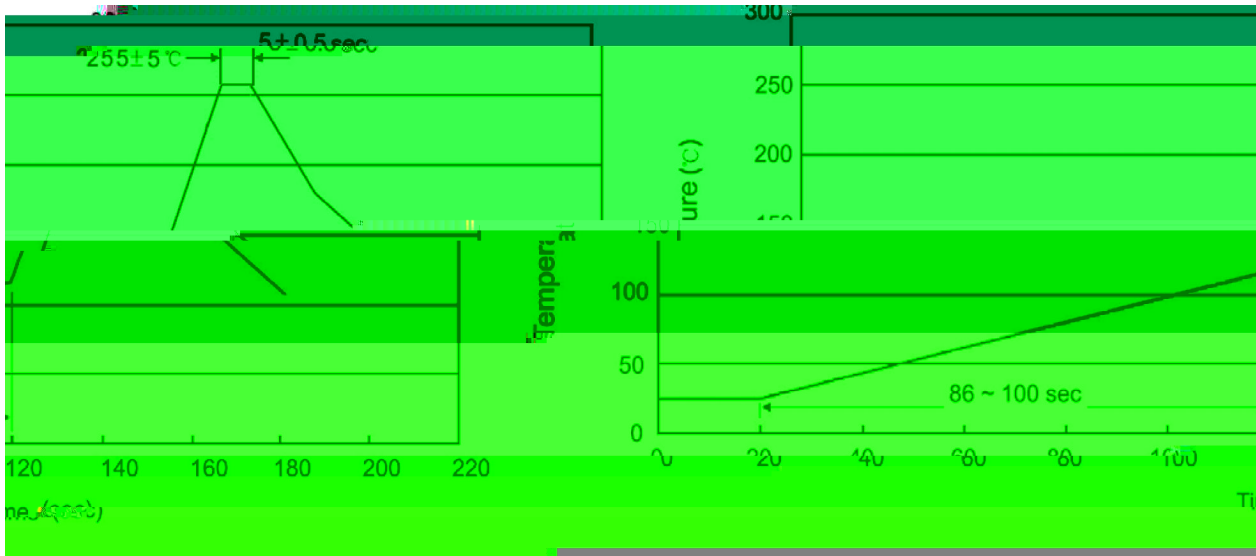
Note:

BR: Company Code.

A1300: Product Type.

GR: h_{FE} Classifications Symbol

****: Lot No. Code,code change with Lot No.



Note:

- | | | | | |
|---|-------|-----|-----------|--------|
| 1 | 25 | 150 | 60 | 90sec; |
| 2 | 255±5 | | 5±0.5sec; | |
| 3 | | 2 | 10 | /sec. |

- | | |
|------------------------|----------------------|
| 1.Preheating:25~150 | , Time:60~90sec. |
| 2.Peak Temp.:255±5 | , Duration:5±0.5sec. |
| 3. Cooling Speed: 2~10 | /sec. |

 270 ± 5
 $10 \pm 1 \text{ sec.}$

 Temp: 270 ± 5

 Time: $10 \pm 1 \text{ sec}$

/ BULK

dBWB(37#)