

/ Descriptions

TO-92LM PNP Silicon PNP transistor in a TO-92LM Plastic Package.

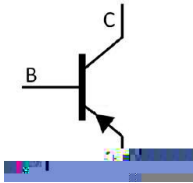
/ Features

High breakdown voltage, small reverse transfer capacitance and excellent high frequency characteristic.

/ Applications

Color TV chrome output and high breakdown voltage driver.

/ Equivalent Circuit



/ Pinning




PIN1 Base PIN 2 Collector PIN 3 Emitter

/ h_{FE} Classifications & Marking

h_{FE} Classifications Symbol	C	D	E	F
h_{FE} Range	40~80	60~120	100~200	160~320

Parameter	Symbol	Rating	Unit
Collector to Base Voltage	V		

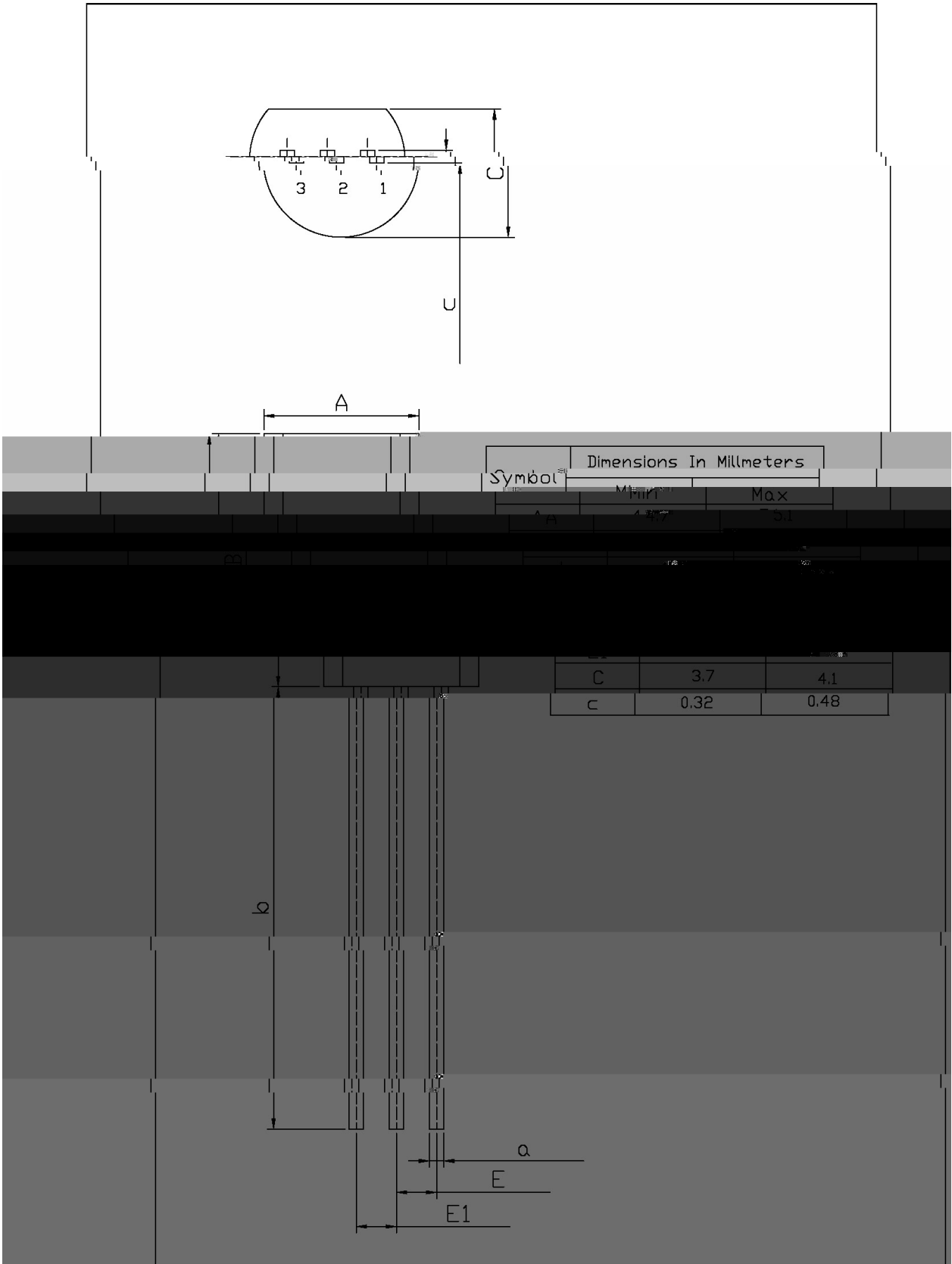
/ Electrical Characteristic Curve



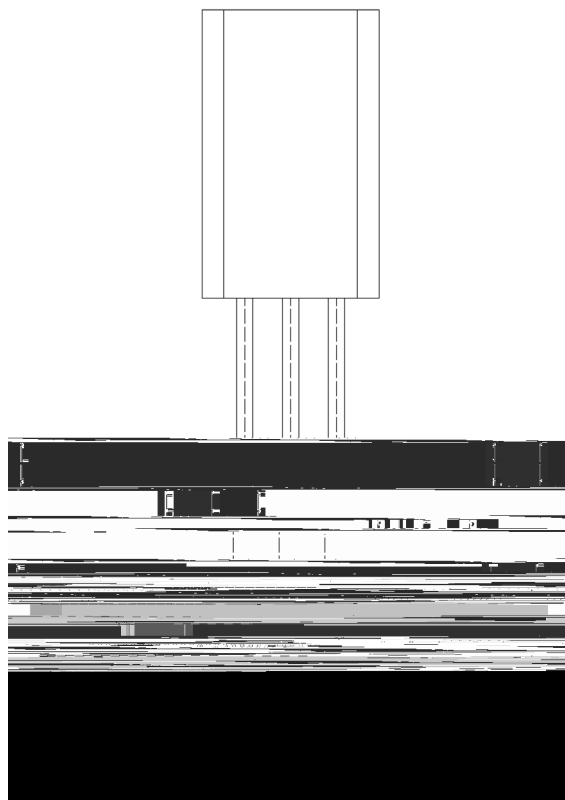
/ Package Dimensions

TO-92LM

Unit: mm

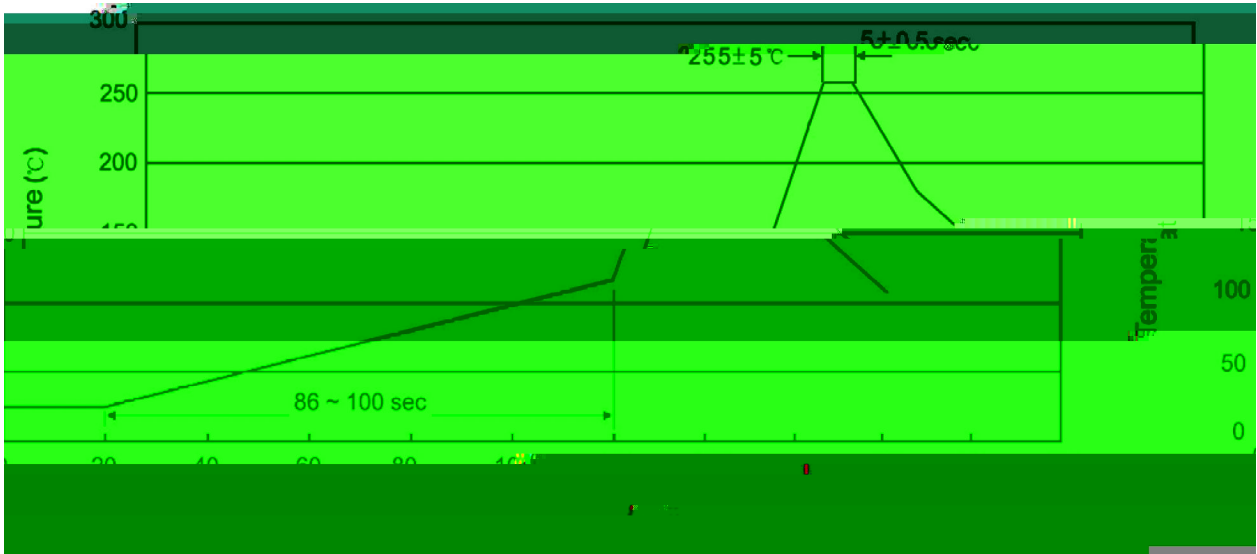


/ Marking Instructions



BR:
A1370
C:

() / Temperature Profile for Dip Soldering(Pb-Free)



Note:

- | | | | | | |
|---|-------|-----|-------|--------|---|
| 1 | 25 | 150 | 60 | 90sec; | 1.Preheating:25~150 , Time:60~90sec. |
| 2 | 255±5 | | 5±0.5 | sec; | 2.Peak Temp.:255±5 , Duration:5±0.5sec. |
| 3 | | 2 | 10 | /sec. | 3. Cooling Speed: 2~10 /sec. |

/ Resistance to Soldering Heat Test Conditions

270±5 10±1 sec. Tf0.56D935.8(5(.7150))TJ/TT7 1 Tf314.9486 0