

/ Descriptions

KF \$0) CD GE G` Silicon PNP transistor in a TO-92LM Plastic Package.

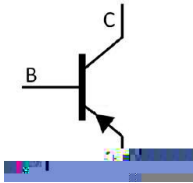
/ Features

)J: (* / +) *
Low $V_{CE(sat)}$, 2 3W output in complementary pair with 2SC1384.

/ Applications

AF power amplifier and driver applications.

/ Equivalent Circuit



/ Pinning



PIN1 Base PIN 2 Collector PIN 3 Emitter

/ h_{FE} Classifications & Marking

h_{FE} Classifications Symbol	Q	R	S
h_{FE} Range	85~170	120~240	170~340

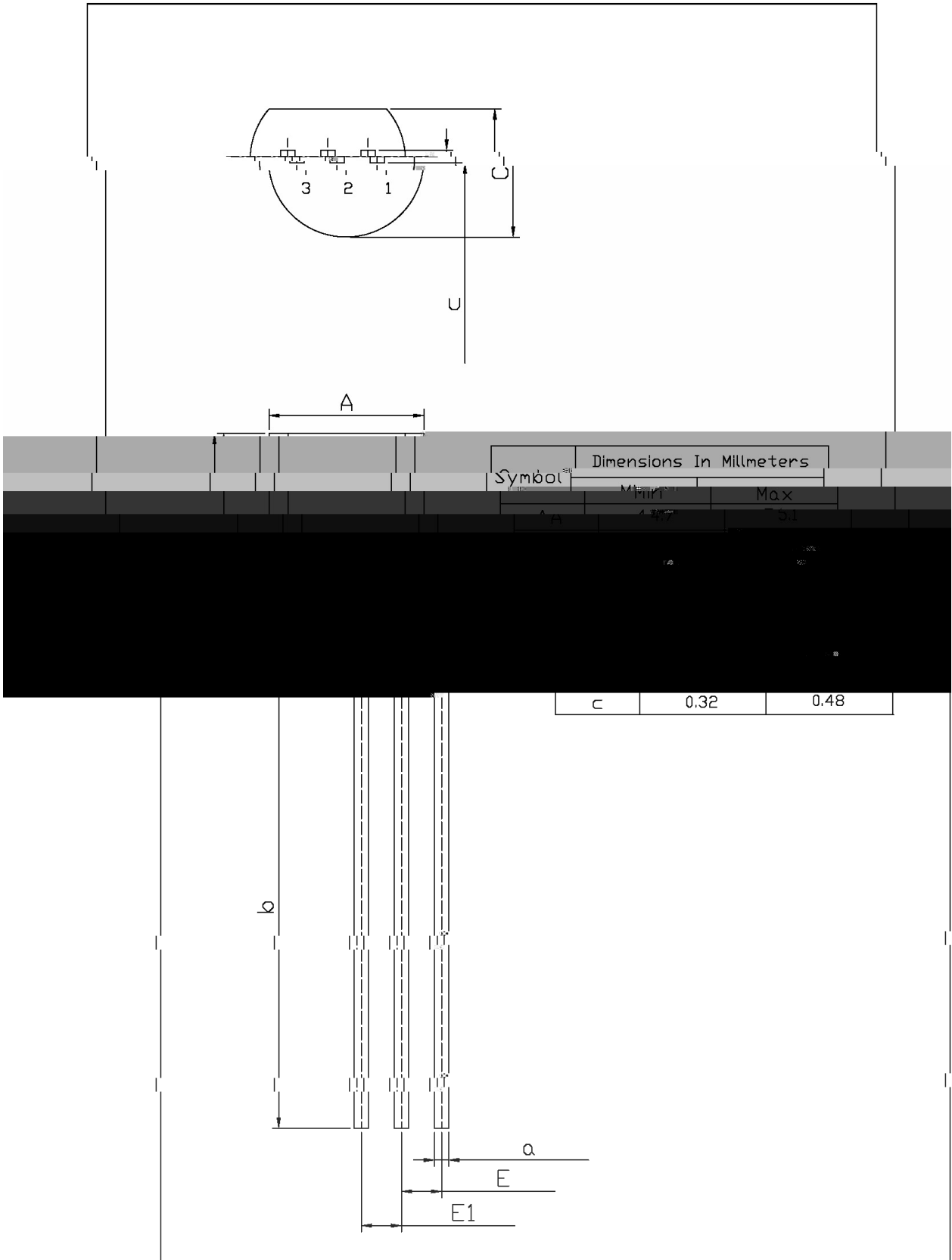
Parameter	Symbol	Rating	Unit
Collector to Base Voltage	V_{CBO}	-60	V

2SA684
Rev.D Nov.-2015

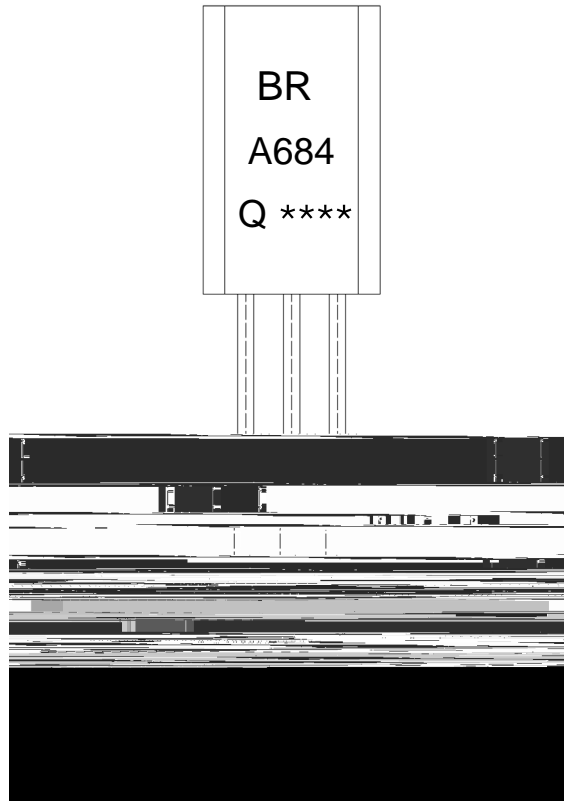
/ Package Dimensions

TO-92LM

Unit: mm



/ Marking Instructions



9| 1
8- /+
H1
!!!!

Note:

BR: Company Code.

A684: Product Type.

Q: h_{FE} Classifications Symbol

****: Lot No. Code,code change with Lot No.

() / Temperature Profile for Dip Soldering(Pb-Free)



Note:

- | | | | |
|---|--------|------------|---|
| 1 | 25 150 | 60 90sec; | 1.Preheating:25~150 , Time:60~90sec. |
| 2 | 255..5 | 5..0.5sec; | 2.Peak Temp.:255..5 , Duration:5..0.5sec. |
| 3 | 2 10 | /sec. | 3. Cooling Speed: 2~10 /sec. |

/ Resistance to Soldering Heat Test Conditions

270..5 10...1 sec. Temp.:270..5 Time:10...1 sec

/ Packaging SPEC.

/ BULK

Package Type	Units					Dimension (unit mm3)		
	Units/Bag /	Bags/Inner Box /	Units/Inner Box /	Inner Boxes/Outer Box /	Units/Outer Box /	Bag	Inner Box	Outer Box
TO-92LM	1,000	8	8,000	5	40,000	135×190	237×172×102	560×245×195

/ AMMO

Package Type	Units					Dimension (unit mm3)	
	Units/tape /	Tape/Inner Box /	Rows/Inner Box /	Inner Boxes/Outer Box /	Units/Outer Box /	Inner Box	Outer Box
TO-92LM	2,500	1	100	10	25,000	328×230×42	480×346×235 547×407×268

/ Notices