

/ Descriptions

TO-126F PNP Silicon PNP transistor in a TO-126F Plastic Package.

/ Features

$V_{CE(sat)}$, 2SC1846 3W
Low $V_{CE(sat)}$, output of 3W can be obtained by a complementary pair with 2SC1846.


/ Applications

Medium power amplifier.

/ Equivalent Circuit



/ Pinning



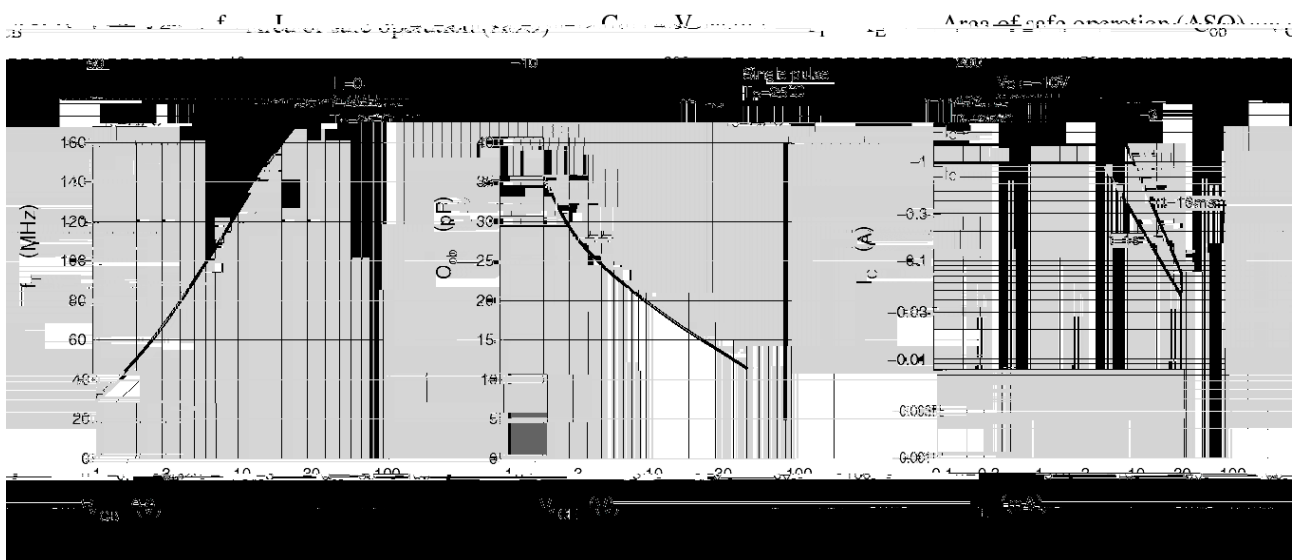
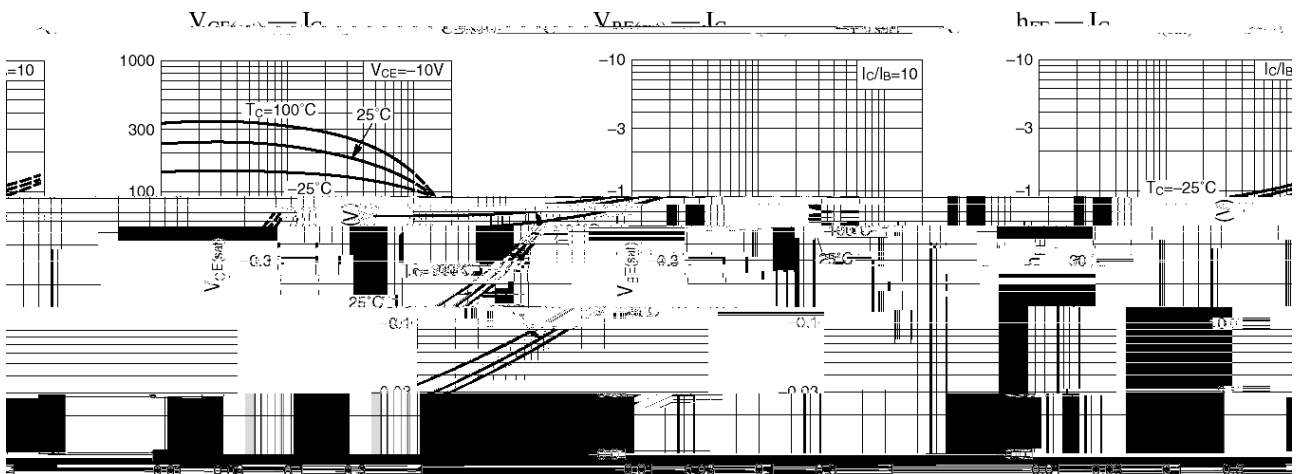
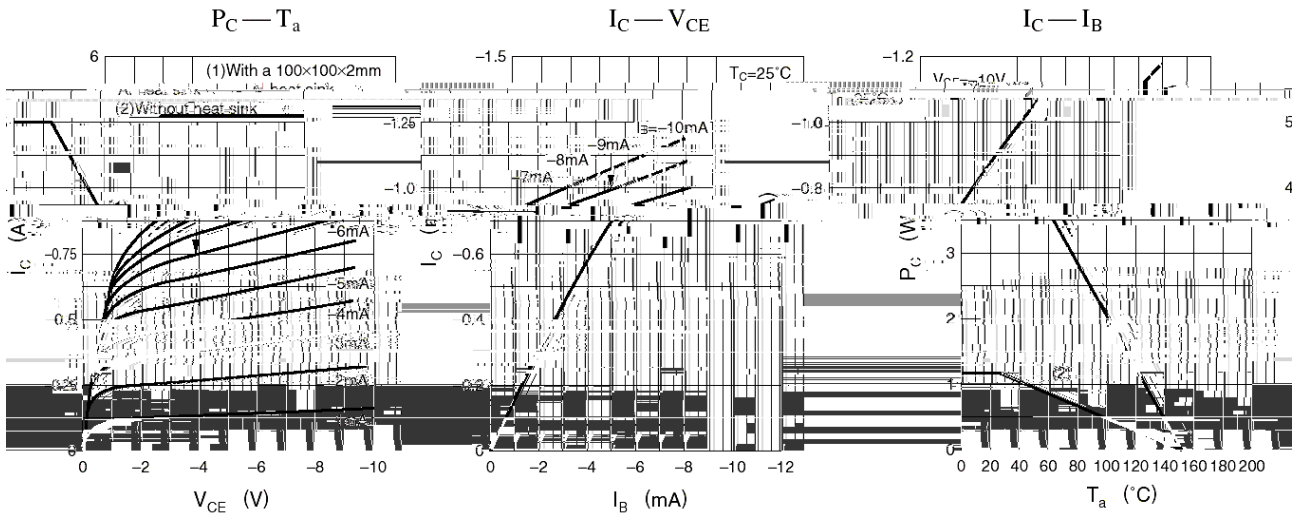
PIN1 Emitter PIN 2 Collector PIN 3 Base

/ h_{FE} Classifications & Marking

h_{FE} Classifications Symbol	Q	R	S
h_{FE} Range	85 170	120 240	170 340

2SA885
Rev.E Mar.-2016

/ Electrical Characteristic Curve



/ Package Dimensions



/ Marking Instructions



BR

A 885

Q: h_{FE}

Note:

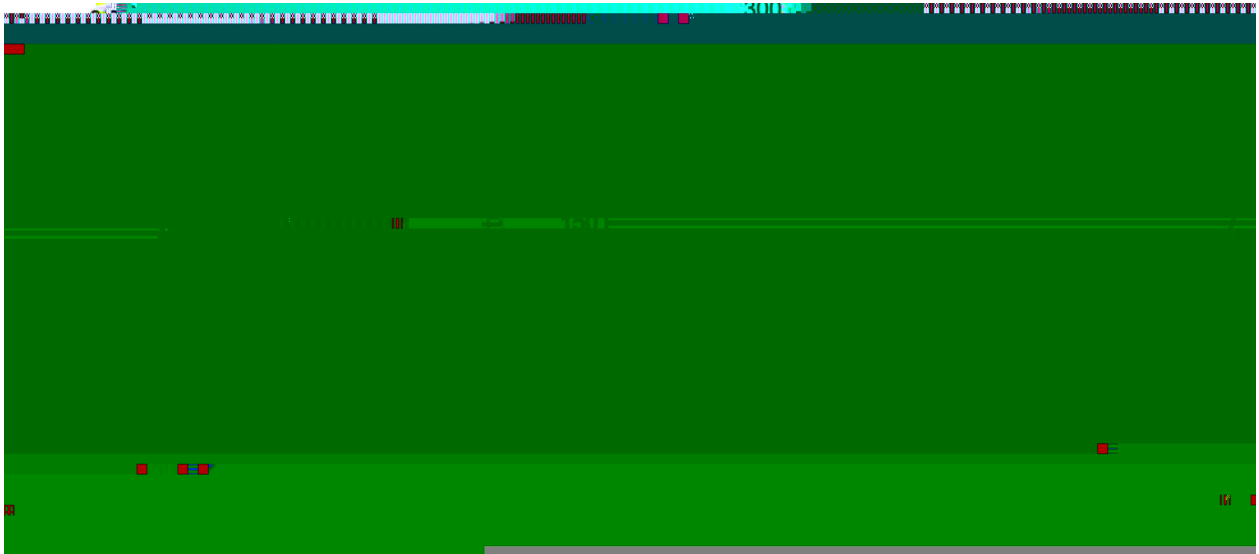
BR: Company Code

A885: Product Type.

Q: h_{FE} Classifications Symbol

****: Lot No. Code, code change with Lot No.

() / Temperature Profile for Dip Soldering(Pb-Free)



- | | | | | | | |
|---|-------|-----|-----------|--------|---|--------------------------------------|
| 1 | 25 | 150 | 60 | 90sec; | Note: | 1.Preheating:25~150 , Time:60~90sec. |
| 2 | 255±5 | | 5±0.5sec; | | 2.Peak Temp.:255±5 , Duration:5±0.5sec. | |
| 3 | | 2 | 10 | /sec. | 3. Cooling Speed: 2~10 /sec. | |

/ Resistance to Soldering Heat Test Conditions

270±5 10±1 sec. Temp.:270±5 Time:10±1 sec

/ Packaging SPEC.

/ BULK

Package Type	Units					Dimension		(unit mm ³)
	Units/Tube /	Tubes/Inner Box /	Units/Inner Box /	Inner Boxes/Outer Box /	Units/Outer Box /	Tube	In(8T)	