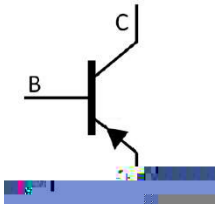


Silicon PNP transistor in a SOT-89 Plastic Package.

Large collector power dissipation P_C , Mini Power type package.

For low-frequency output amplification.

/ Equivalent Circuit




PIN1 Base PIN 2 Collector PIN 3 Emitter

/ Marking


h_{FE} Classifications Symbol	Q	R	S
h_{FE} Range	85 170	120 240	170 340
Marking	BQH	BRH	BSH

Parameter	Symbol	Rating	Unit
Collector to Base Voltage	V_{CBO}	-60	V

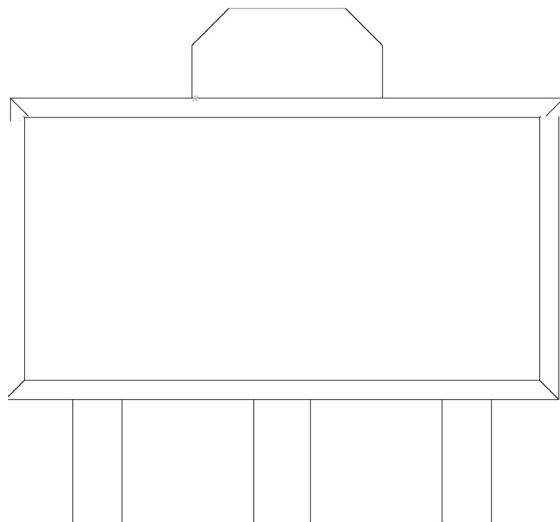
/ Electrical Characteristic Curve



/ Package Dimensions



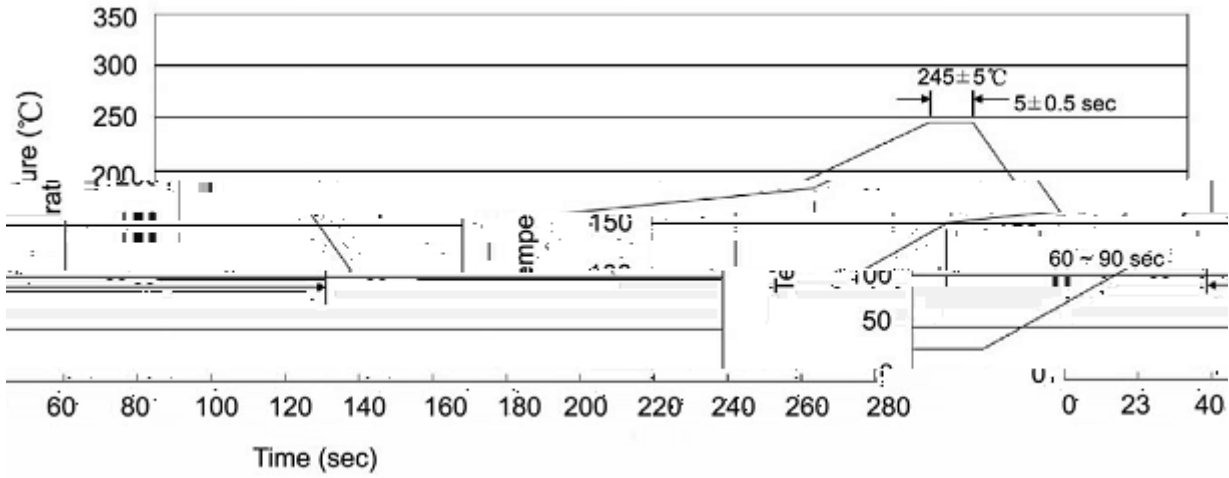
/ Marking Instructions



Note:

- B: Product Type.
- Q: h_{FE} Classifications Symbol
- H: Company Code.
- ** : Lot No. Code, code change with Lot No.

() / K\d g\iXk i\`Gif]`d`]fi`@`l`]\`fn`Jf`q` \i`e`^ZGY\$=i\`z



Note:

- | | | | | | |
|---|-----|-----|----|----------|---|
| 1 | 25 | 150 | 60 | 90sec; | 1.Preheating:25~150 , Time:60~90sec. |
| 2 | 245 | 5 | 5 | 0.5sec; | 2.Peak Temp.:245 5 , Duration:5 0.5sec. |
| 3 | | | 2 | 10 /sec. | 3. Cooling Speed: 2~10 /sec. |

/ Resistance to Soldering Heat Test Conditions

260 5 10 1 sec. Temp.:260±5 Time:10±1 sec

/ Packaging SPEC.

/ REEL

Package Type	Units					Dimension (unit mm ³)		
	Units/Reel	Reels/Inner Box	Units/Inner Box	Inner Boxes/Outer Box	Units/Outer Box	Reel	Inner Box	Outer Box
SOT-89	1,000	7	7,000	8	56,000	7 ×12	180×120×180	385×257×392

/ Notices