

/ Descriptions

TO-92 NPN Silicon NPN transistor in a TO-92 Plastic Package.

/ Features

$V_{CE(sat)}$, 2SA719
Low $V_{CE(sat)}$, complementary pair with 2SA719.

/ Applications

Audio frequency power amplifier and driver.

/ Equivalent Circuit

/ Pinning



PIN1 Base PIN 2 Collector PIN 3 Emitter

/ hFE Classifications & Marking

h _{FE} Classifications Symbol	Q	R	S
h _{FE} Range	85~170	120~240	170~340

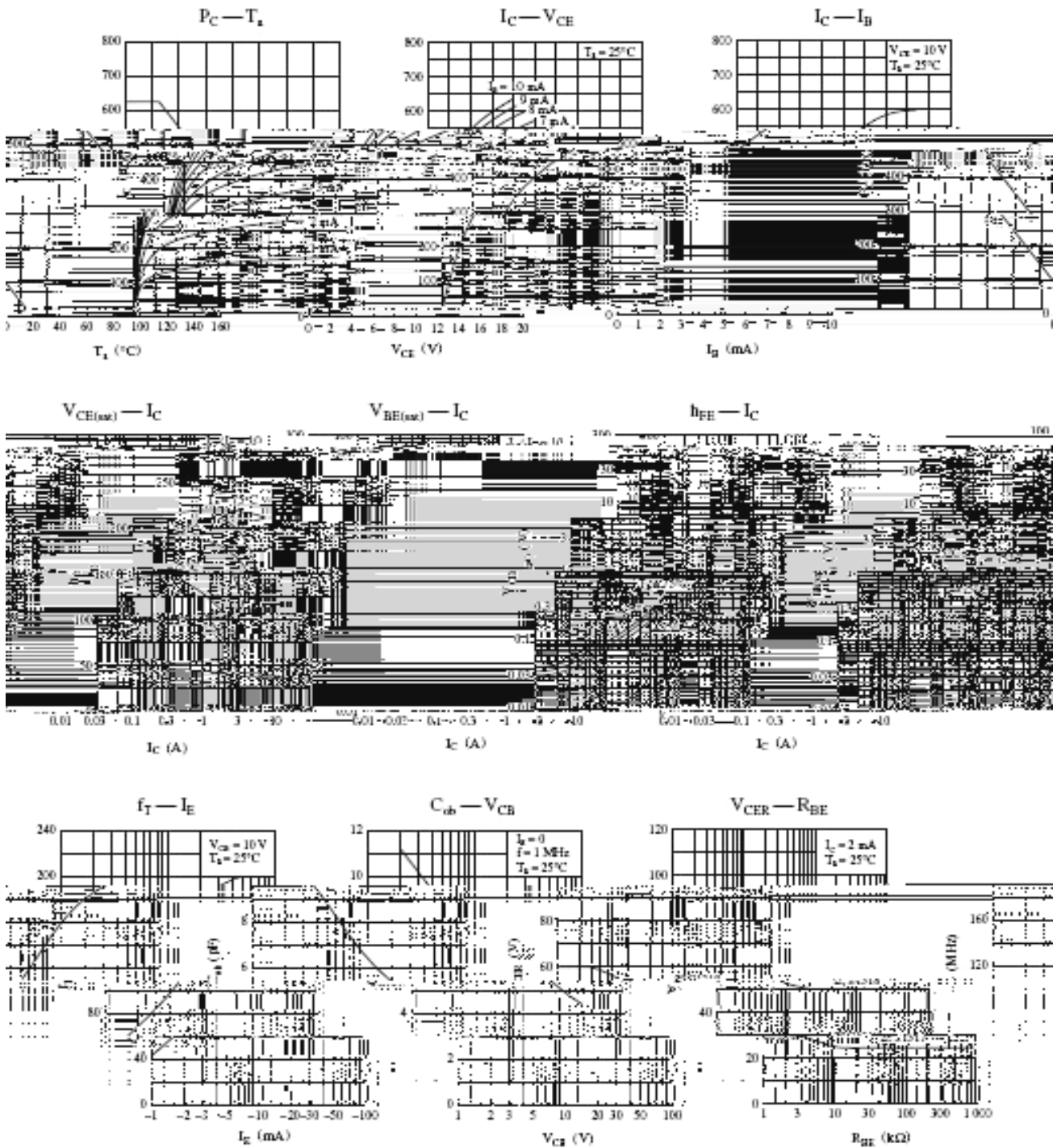
/ Absolute Maximum Ratings(Ta=25)

Parameter	Symbol	Rating	Unit
Collector to Base Voltage	V_{CBO}	30	V
Collector to Emitter Voltage	V_{CEO}	25	V
Emitter to Base Voltage	V_{EBO}	7.0	V
Collector Current - Continuous	I_C	500	mA
Collector Current – Continuous(Pulse)	I_{CP}	1.0	A
Collector Power Dissipation	P_C	625	mW
Junction Temperature	T_j	150	
Storage Temperature Range	T_{stg}	-55 150	

/ Electrical Characteristics(Ta=25)

Parameter	Symbol	Test Conditions	Min	Typ	Max	Unit
Collector to Base Breakdown Voltage	V_{CBO}	$I_C=10\text{ A}$ $I_E=0$	30			V
Collector to Emitter Breakdown Voltage	V_{CEO}	$I_C=10\text{mA}$ $I_B=0$	25			V
Emitter to Base Breakdown Voltage	V_{EBO}	$I_E=10\text{ A}$ $I_C=0$	7.0			V
Collector Cut-Off Current	I_{CBO}	$V_{CB}=20\text{V}$ $I_E=0$			0.1	A
DC Current Gain	$h_{FE(1)}$	$V_{CE}=10\text{V}$ $I_C=150\text{mA}$	85	160	340	
	$h_{FE(2)}$	$V_{CE}=10\text{V}$ $I_C=500\text{mA}$	40	90		
Collector to Emitter Saturation Voltage	$V_{CE(sat)}$	$I_C=300\text{mA}$ $I_B=30\text{mA}$		0.35	0.6	V
Base to Emitter Saturation Voltage	$V_{BE(sat)}$	$I_C=300\text{mA}$ $I_B=30\text{mA}$		1.1	1.5	V
Transition Frequency	f_T	$V_{CE}=10\text{V}$ $I_C=50\text{mA}$		200		MHz
Collector Output Capacitance	C_{ob}	$V_{CB}=10\text{V}$ $I_E=0$ $f=1.0\text{MHz}$		6.0	15	pF


/ Electrical Characteristic Curve



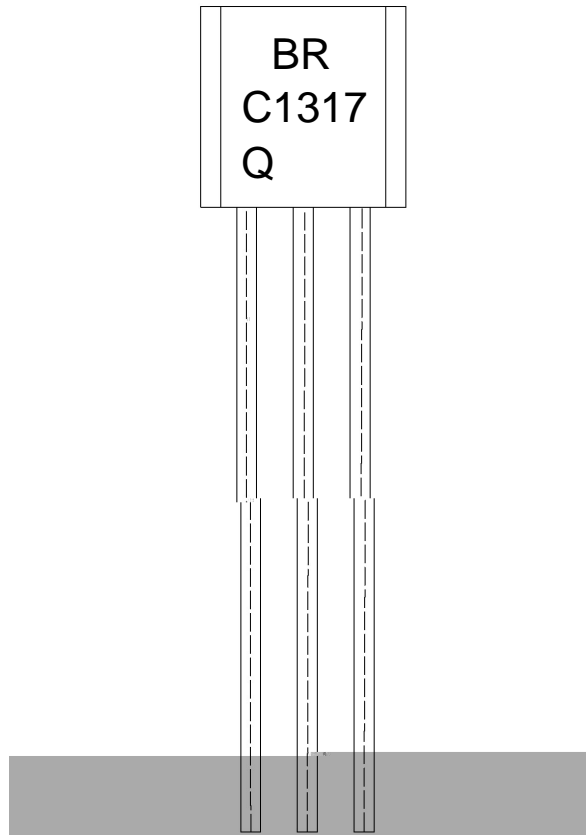
/ Package Dimensions

T0-92

Unit: mm



/ Marking Instructions



BR:

C1317

Q: h_{FE}

Note:

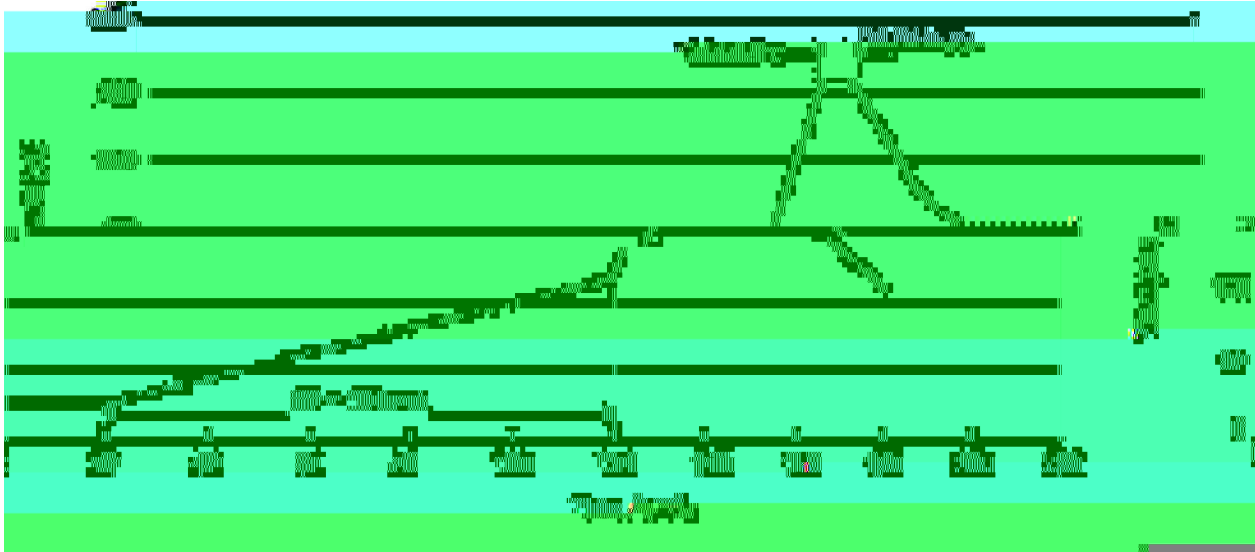
BR: Company Code.

C1317: Product Type.

Q: h_{FE} Classifications Symbol

****: Lot No. Code, code change with Lot No.

() / Temperature Profile for Dip Soldering(Pb-Free)



Note:

- | | | | | | |
|---|-------|-----|-----------|--------|---|
| 1 | 25 | 150 | 60 | 90sec; | 1.Preheating:25~150 , Time:60~90sec. |
| 2 | 255±5 | | 5±0.5sec; | | 2.Peak Temp.:255±5 , Duration:5±0.5sec. |
| 3 | | 2 | 10 | /sec. | 3. Cooling Speed: 2~10 /sec. |

/ Resistance to Soldering Heat Test Conditions

270±5 10±1 sec. Temp:270±5 Time:10±1 sec

/ Packaging SPEC.

/ BULK

Package Type 封装形式	Units 包装数量	Dimension 包装尺寸 (unit: mm3)
----------------------	------------	----------------------------