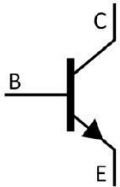


Rev.E Mar.-2016

KF \$) CD E GE Silicon NPN transistor in a TO-92LM Plastic Package.

) J8- /+) * Low $V_{CE(sat)}$, 2 3W output in complementary pair with 2SA684.

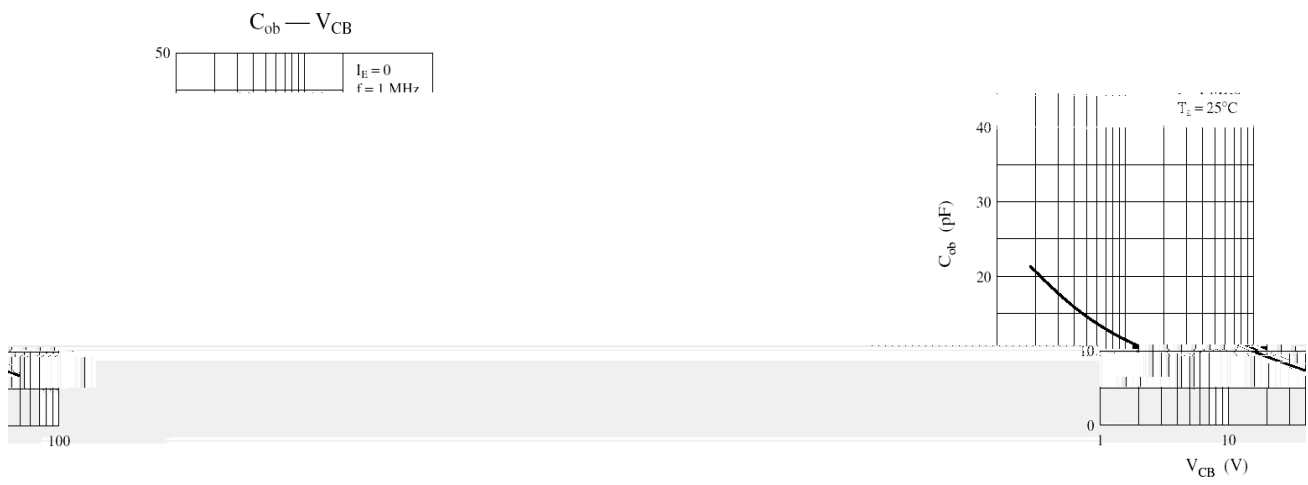
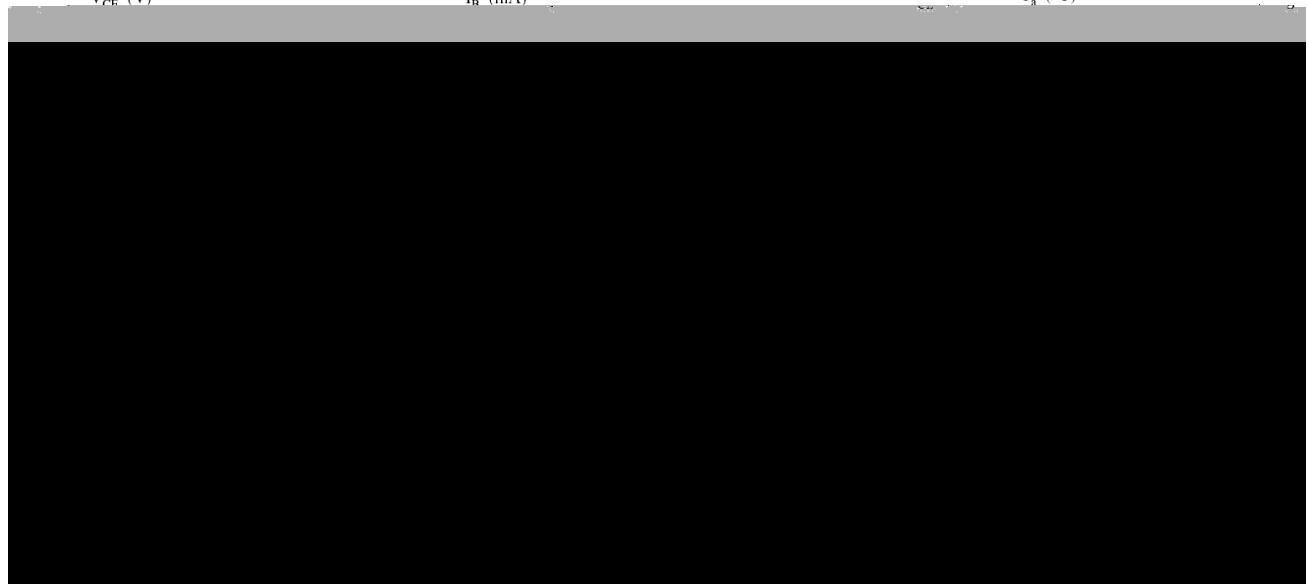

AF power amplifier and driver applications.



PIN1 Base PIN 2 Collector PIN 3 Emitter

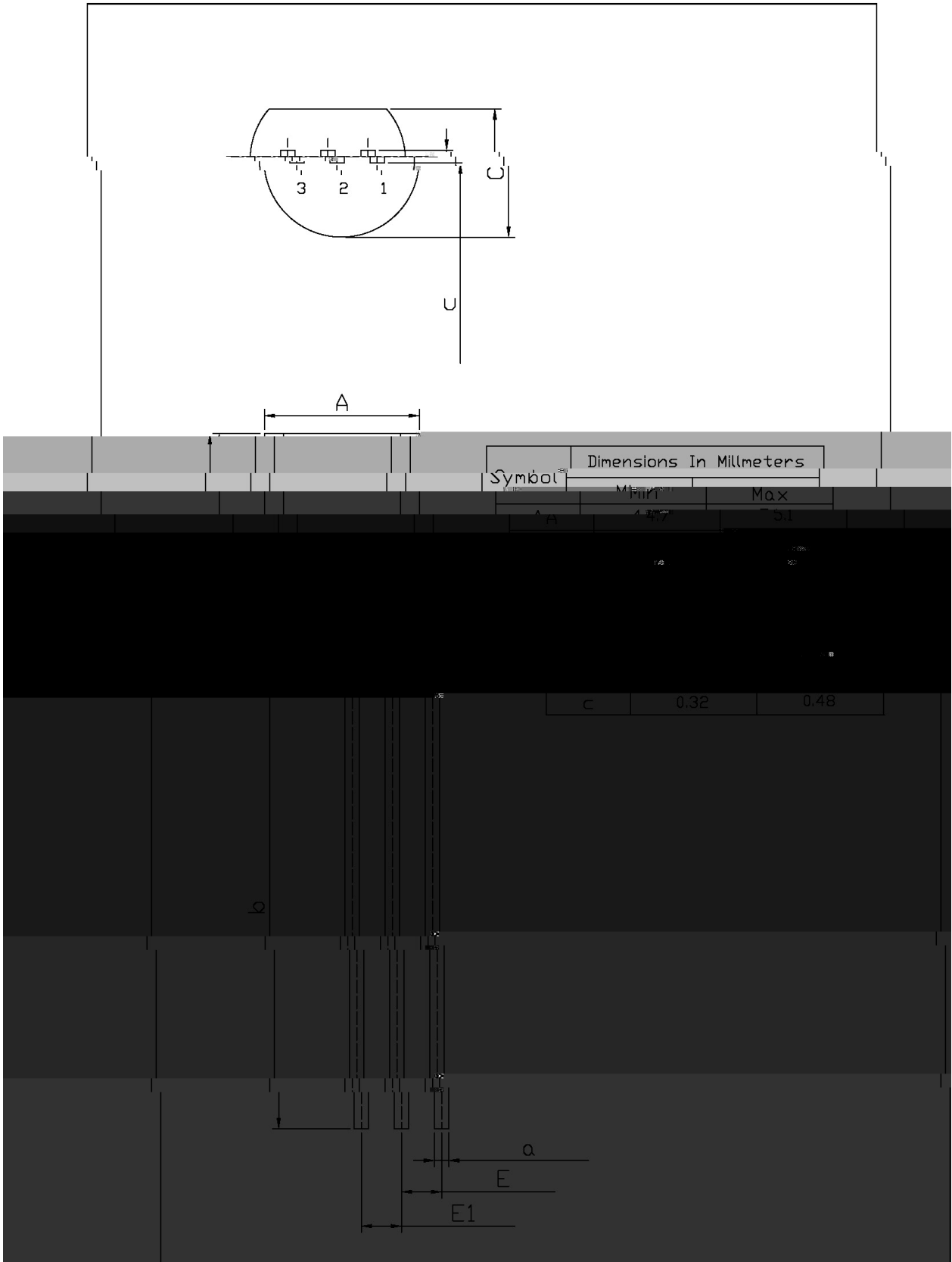
h_{FE} Classifications Symbol	Q	R	S
h_{FE} Range	85~170	120~240	170~340

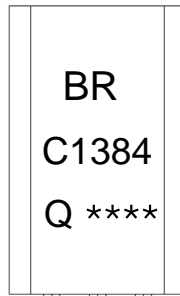
Parameter	Symbol	Rating	Unit
Collector to Base Voltage	V_{CBO}	60	V
Collector to Emitter Voltage	V_{CEO}	50	V
Emitter to Base Voltage	V_{EBO}	5.0	V
Collector Current - Continuous	I_C	1.0	A
Collector Current – Continuous(Pulse)	I_{CP}	1.5	A
Collector Power Dissipation	P_C	1.0	W
Junction Temperature	T_j	150	
Storage Temperature Range	T_{stg}	-55 150	T'



TO-92LM

Unit: mm





9| 1

: (* / +

H1

!!!!

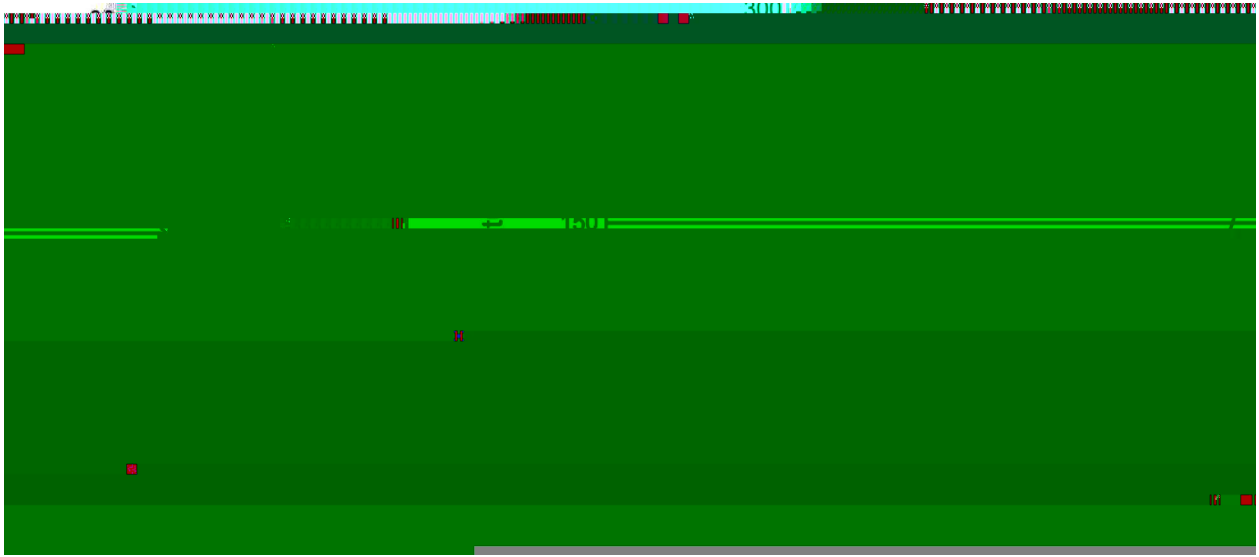
Note:

BR: Company Code.

C1384: Product Type.

Q: h_{FE} Classifications Symbol

****: Lot No. Code, code change with Lot No.



- | | | | | | | |
|---|--------|-----|------------|--------|--------------------------------------------|--------------------------------------|
| 1 | 25 | 150 | 60 | 90sec; | Note: | 1.Preheating:25~150 , Time:60~90sec. |
| 2 | 255..5 | | 5..0.5sec; | | 2. Peak Temp.:255..5 , Duration:5..0.5sec. | |
| 3 | | 2 | 10 | /sec. | 3. Cooling Speed: 2~10 /sec. | |

270..5 10..1 sec. Temp.:270..5 Time:10..1 sec

/ BULK

Package Type	Units					Dimension (unit mm3)		
	Units/Bag /	Bags/Inner Box /	Units/Inner Box /	Inner Boxes/Outer Box /	Units/Outer Box /	Bag	Inner Box	Outer Box
TO-92LM	1,000	8	8,000	5				