

**/ Descriptions**

TO-92          NPN                          Silicon NPN transistor in a TO-92 Plastic Package.

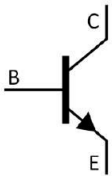
**/ Features**

Small reverse transfer capacitance, low noise figure.

**/ Applications**

High frequency amplifier, FM,RF,MIX IF amplifier applications.

**/ Equivalent Circuit**



**/ Pinning**



PIN1 Base          PIN 2 Collector          PIN 3 Emitter

**/ hFE Classifications & Marking**

h <sub>FE</sub> Classifications Symbol	R	O	Y
h <sub>FE</sub> Range	40~80	70~140	100~200

Parameter

Symbol

**2SC2668**  
Rev.E Mar.-2016

**2SC2668**  
Rev.E Mar.-2016

# 2SC2668

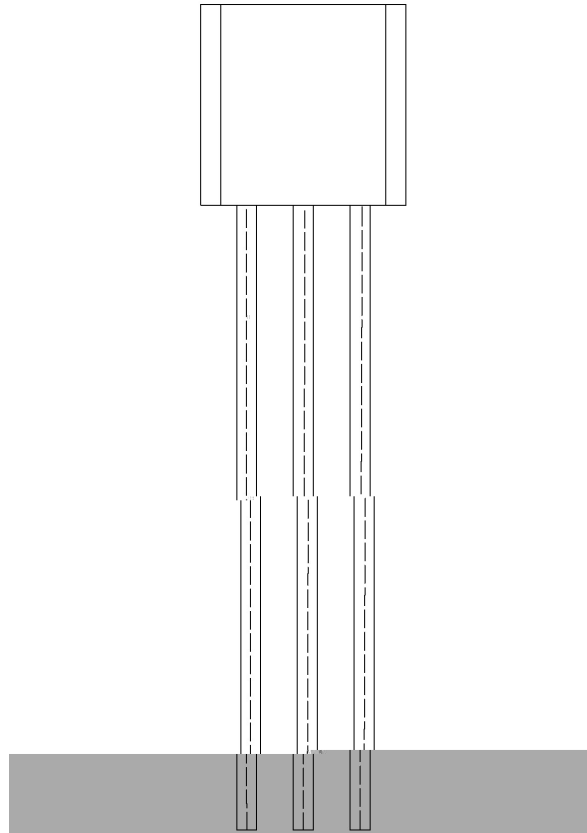
Rev.E Mar.-2016



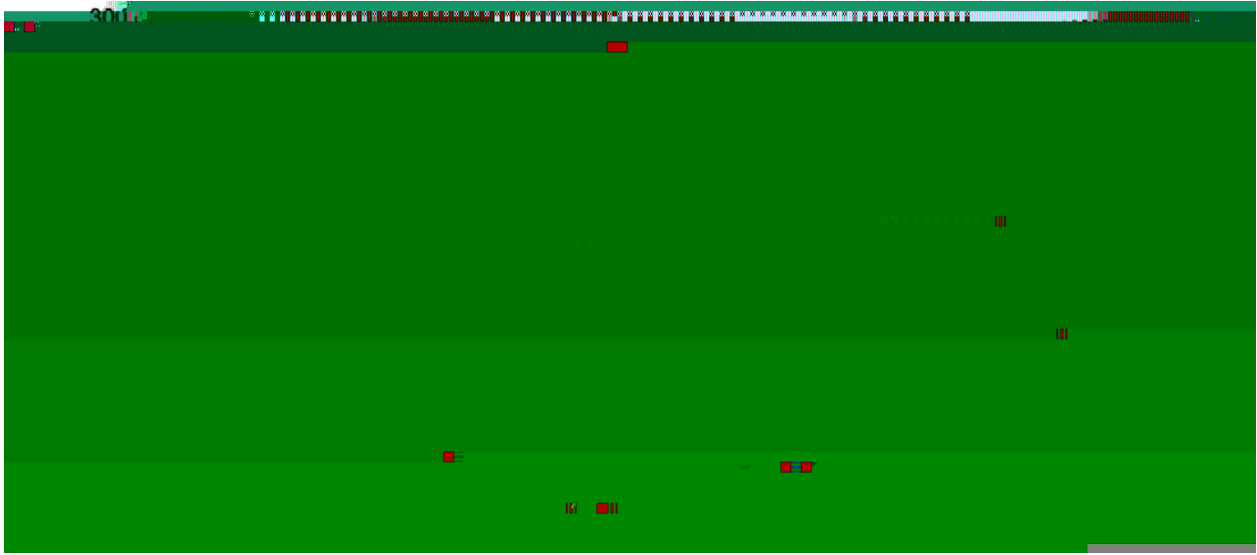
**蓝箭电子**  
BLUE ROCKET ELECTRONICS

**DATA SHEET**

8 Tc 0 Tw (2w [51http:/ /TT50940.2(kingMar)2breIn)5(struactions/TT2 1 Tf 10.5 0-69 771 --4(657Tc 0 Tw (5)Tj /T 0.



( ) / Temperature Profile for Dip Soldering(Pb-Free)



Note:

- |   |       |     |           |        |   |
|---|-------|-----|-----------|--------|---|
| 1 | 25    | 150 | 60        | 90sec; | 1.Preheating:25~150 , Time:60~90sec.    |
| 2 | 255±5 |     | 5±0.5sec; |        | 2.Peak Temp.:255±5 , Duration:5±0.5sec. |
| 3 |       | 2   | 10        | /sec.  | 3. Cooling Speed: 2~10 /sec.            |

/ Resistance to Soldering Heat Test Conditions

270±5                      10±1 sec.                      Temp:270±5                      Time:10±1 sec

/ Packaging SPEC.

/ BULK

Package Type	Units					Dimension (unit mm3)		
	Units/Bag /	Bags/Inner Box /	Units/Inner Box /	Inner Boxes/Outer Box /	Units/Outer Box /	Bag	Inner Box	Outer Box
TO-92	1,000	10	10,000	5	50,000	135×190	237×172×102	560×245×195
	1,000	10	10,000	10	100,000	135×190	237×172×102	560×245×375

/ AMMO

Package Type	Units					Dimension (unit mm3)	
	Units/tape /	Tape/Inner Box /	Rows/Inner Box /	Inner Boxes/Outer Box /	Units/Outer Box /	Inner Box	Outer Box
TO-92	3,000	1	120	10	30,000	328×230×42	480×346×235 547×407×268

/ Notices