

/ Descriptions

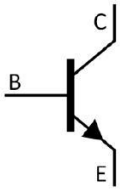
TO-126F NPN

/ Features


C_{re} , f_T

/ Applications

/ Equivalent Circuit



/ Pinning




/ h_{FE} Classifications & Marking

/ Absolute Maximum Ratings(Ta=25)

/ Electrical Characteristics(Ta=25)

						μ
						μ

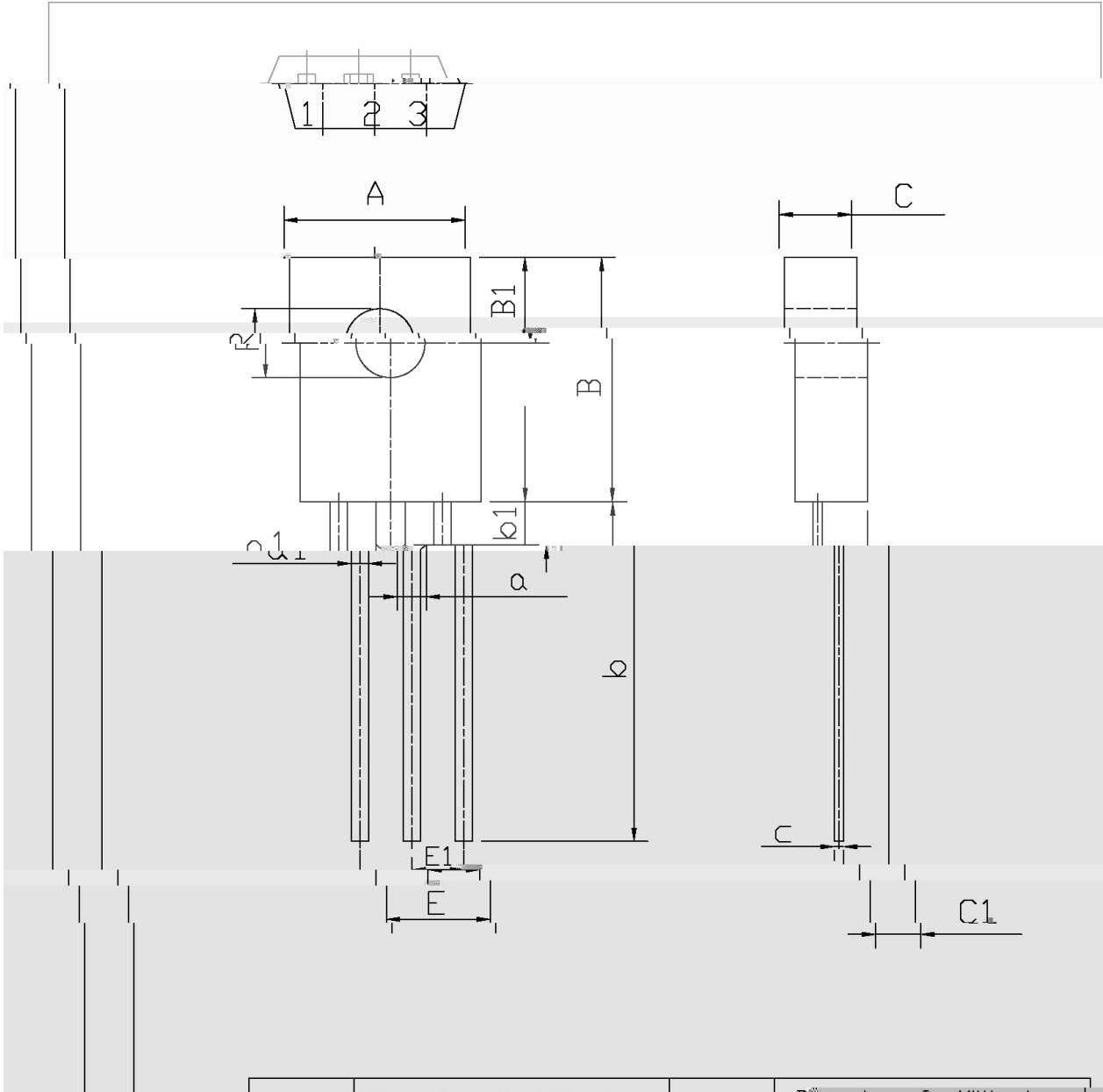
/ Electrical Characteristic Curve



/ Package Dimensions

TU-126F

单位: mm



Symbol	Min	Max	Symbol	Min
A	7.8	8.2	a	0.6
B	10.8	11.2	E	4.4

/ Marking Instructions



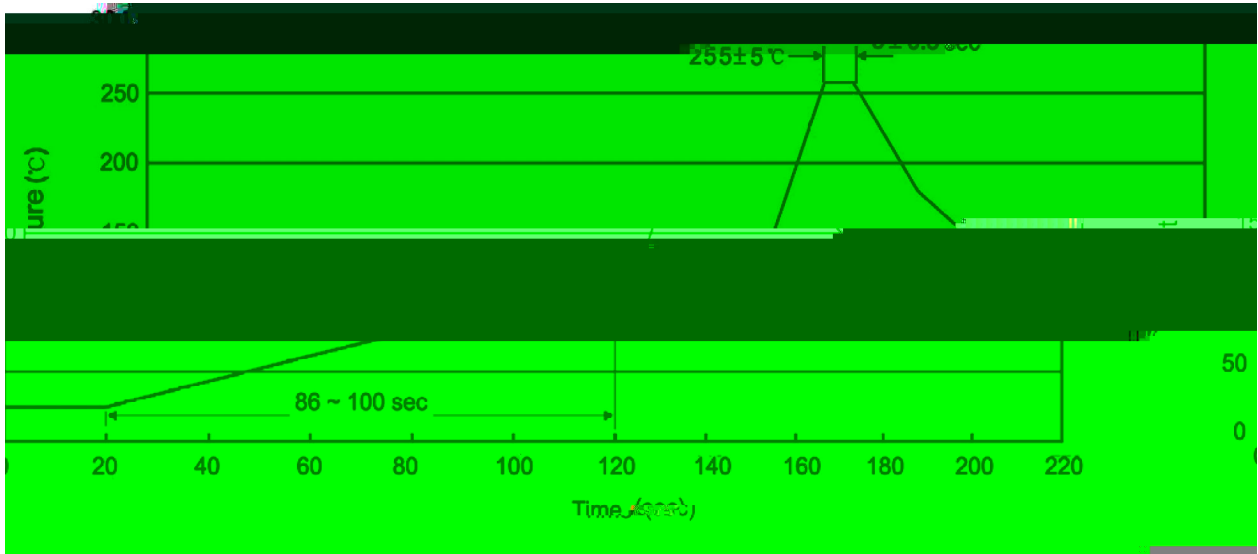
BR

C2688

N:

h_{FE}

() / Temperature Profile for Dip Soldering(Pb-Free)



± ± ± ±

/ Resistance to Soldering Heat Test Conditions

± ±

/ Packaging SPEC.

						Tube	Inner Box	Outer Box
	Units/Tube	Tubes/Inner Box	Units/Inner Box	Inner Boxes/Outer Box	Units/Outer Box			
TO-126/F	500	6	3,000	5	15,000	135×190	237×172×102	560×245×195

						Tube	Inner Box	Outer Box
	Units/Tube	Tubes/Inner Box	Units/Inner Box	Inner Boxes/Outer Box	Units/Outer Box			
TO-126/F	65	26	1,690	5	8,450	532×31×5.6	555×164×50	575×290×180

/ Notices