

/ Descriptions

TO-126F NPN Silicon NPN transistor in a TO-126F Plastic Package.

/ Features

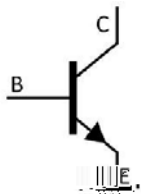
I_C , h_{FE} , $V_{CE(sat)}$, V_{EBO}

Large current capacity, high DC current gain, Low collector-to-emitter saturation voltage High V_{EBO} .

/ Applications

low frequency general-purpose amplifiers, drivers.

/ Equivalent Circuit



/ Pinning



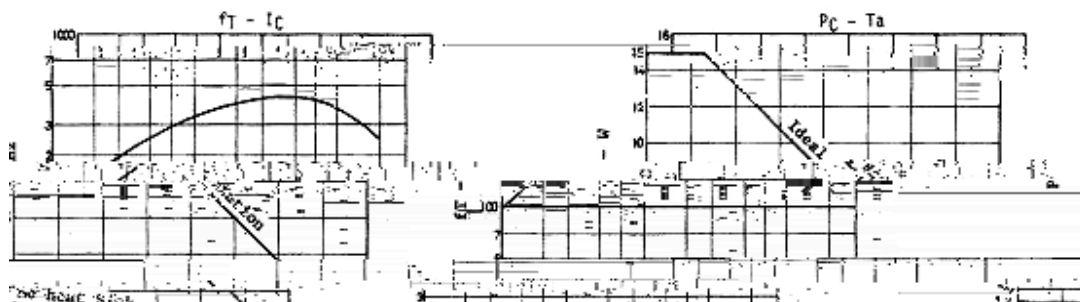
PIN1 Emitter PIN 2 Collector PIN 3 Base

/ h_{FE} Classifications & Marking

See Marking Instructions.

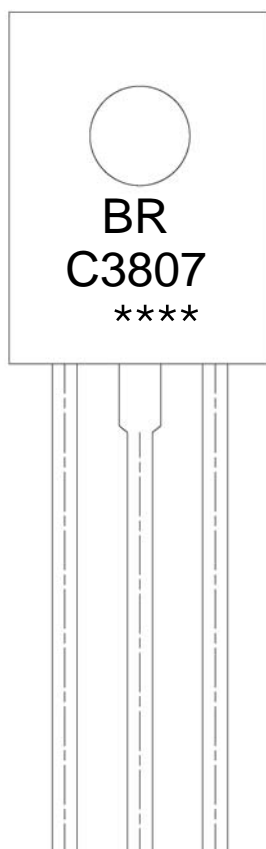
Parameter	Symbol	Rating	Unit
Collector to Base Voltage	V_{CBO}	30	V
Collector to Emitter Voltage	V_{CEO}	25	V

/ Electrical Characteristic Curve





/ Marking Instructions



BR

C3807

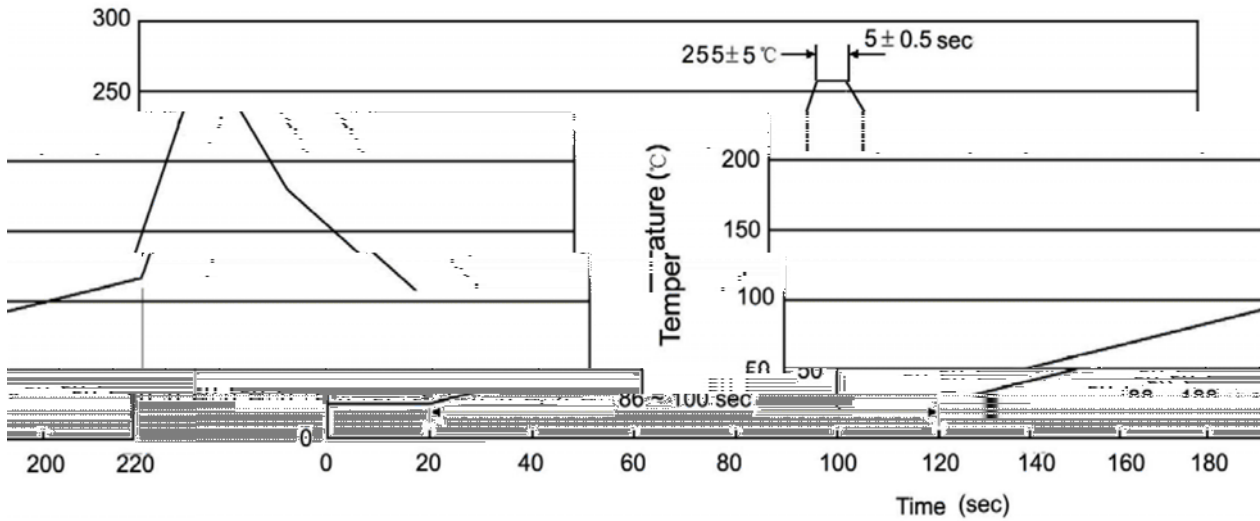
Note:

BR: Company Code

C3807: Product Type.

****: Lot No. Code, code change with Lot No.

() / Temperature Profile for Dip Soldering(Pb-Free)



Note:

- | | | | |
|---|--------|-----------|---|
| 1 | 25 150 | 60 90sec; | 1.Preheating:25~150 , Time:60~90sec. |
| 2 | 255±5 | 5±0.5sec; | 2.Peak Temp.:255±5 , Duration:5±0.5sec. |
| 3 | 2 10 | /sec. | 3. Cooling Speed: 2~10 /sec. |

/ Resistance to Soldering Heat Test Conditions

270±5 10±1 sec. Temp.:270±5 Time:10±1 sec

/ Packaging SPEC.

/ BULK

Package Type	Units					Dimension (unit mm ³)		
	Units/Tube	Tubes/Inner Box	Units/Inner Box	Inner Boxes/Outer Box	Units/Outer Box	Tube	Inner Box	Outer Box
TO-126/F	500	6	3,000	5	15,000	135×190	237×172×102	560×245×195

/ TUBE

Package Type	Units					Dimension (unit mm ³)		
	Units/Tube	Tubes/Inner Box	Units/Inner Box	Inner Boxes/Outer Box	Units/Outer Box	Tube	Inner Box	Outer Box
TO-126/F	65	26	1,690	5	8,450	532×31×5.6	555×164×50	575×290×180

/ Notices