

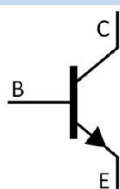
/ Descriptions

KF β)' = E GE


/ Features

/ Applications

/ Equivalent Circuit



/ Pinning




/ h_{FE} Classifications & Marking

/ Absolute Maximum Ratings(Ta=25)

/ Electrical Characteristics(Ta=25)

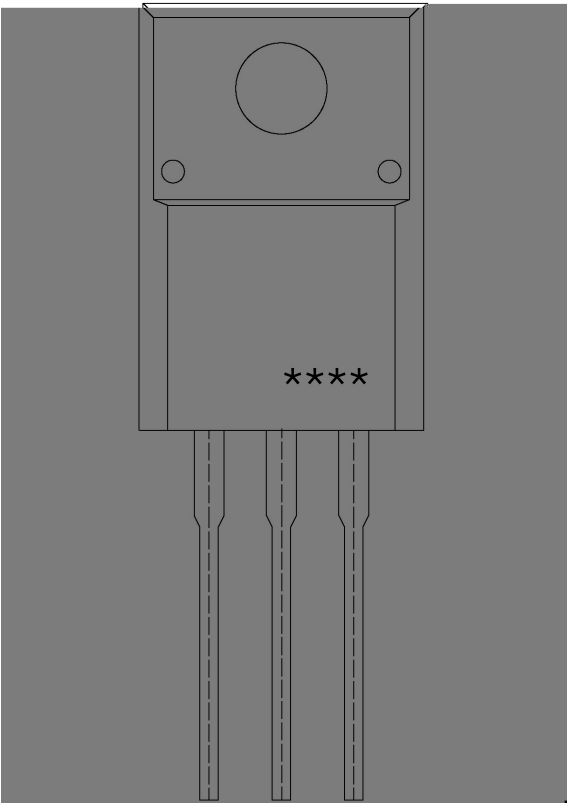
/ Electrical Characteristic Curve



/ Package Dimensions



/ Marking Instructions



: +*/) ...
!!!! ...

