

KF \$0) E GE Silicon NPN transistor in a TO-92 Plastic Package.

) J8(0/(  
High  $h_{FE}$ , complementary pair with 2SA1981.

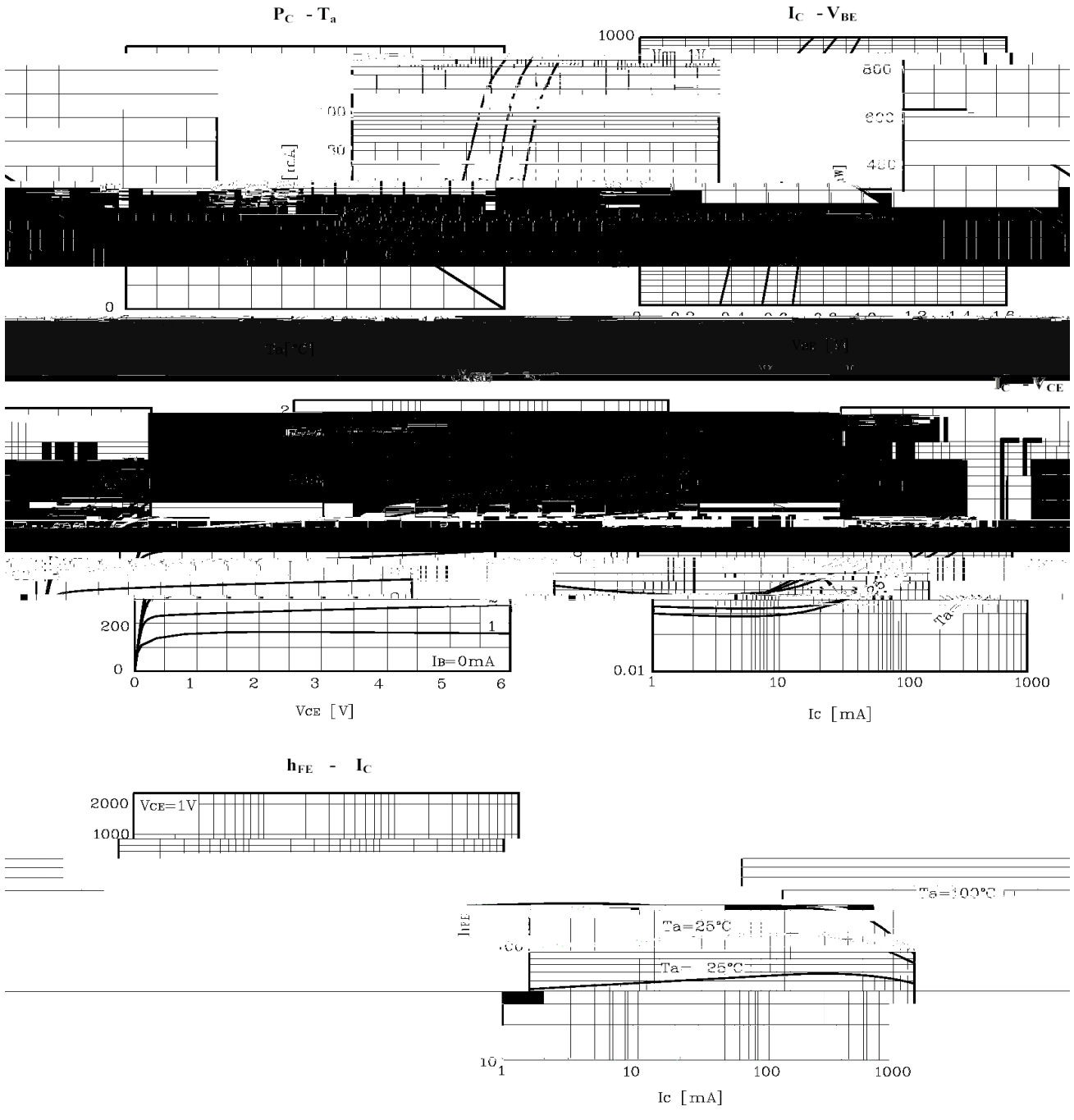
Audio power amplifier application.



PIN1 Base PIN 2

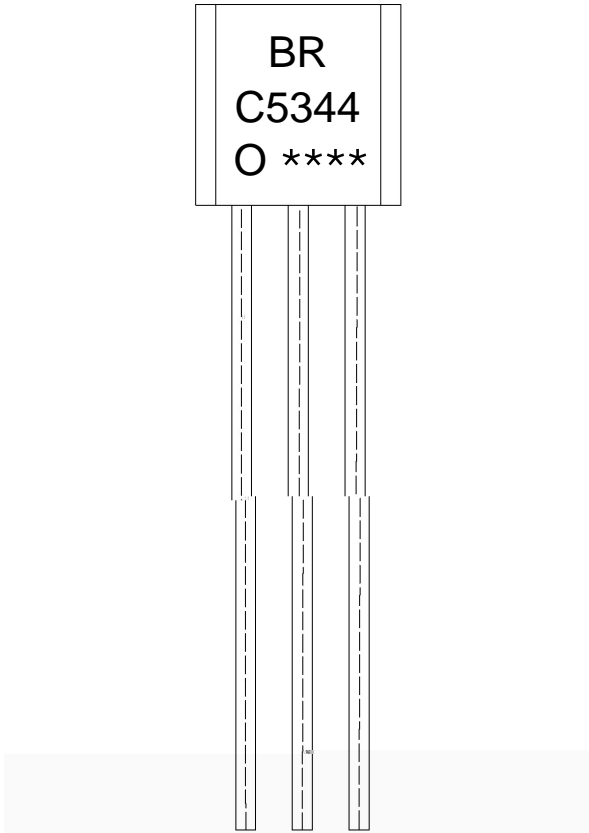
Parameter	Symbol	Rating	Unit
Collector to Base Voltage	$V_{CBO}$	35	V
Collector to Emitter Voltage	$V_{CEO}$	30	V
Emitter to Base Voltage	$V_{EBO}$	5.0	V
Collector Current - Continuous	$I_C$	800	mA
Collector Power Dissipation	$P_C$		

/ Electrical Characteristic Curve





/ Marking Instructions

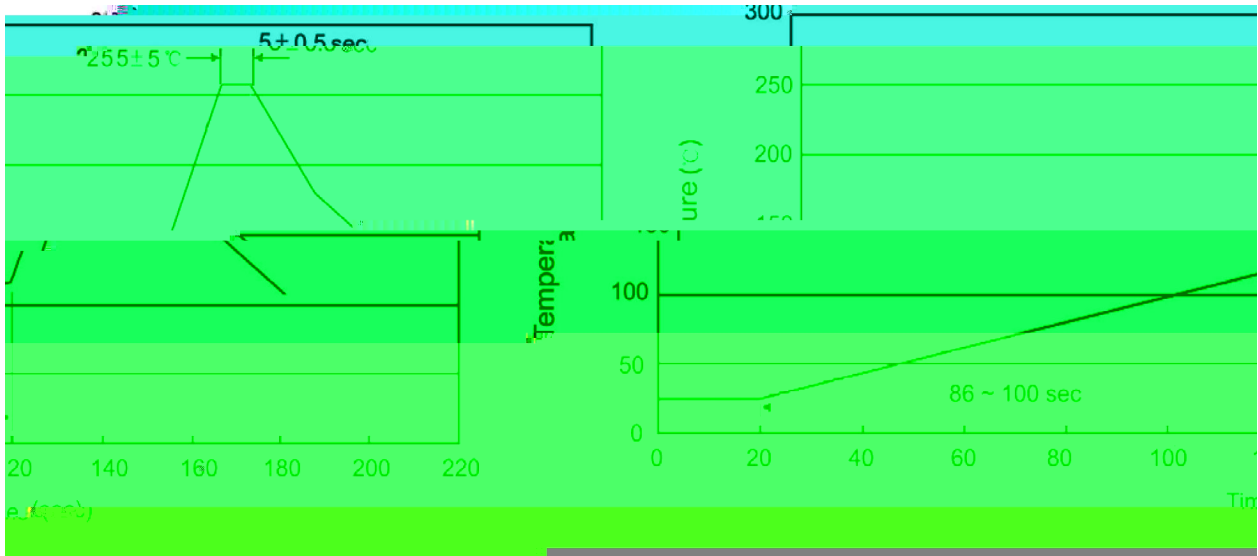


9| 1  
: , \* ++  
F 1  
!!!!

Note:

- BR: Company Code.
- C5344: Product Type.
- F 1  $h_{FE}$  Classifications Symbol.
- \*\*\*\*: Lot No. Code,code change with Lot No.

( ) / Temperature Profile for Dip Soldering(Pb-Free)



Note:

- |   |        |     |            |        |   |
|---|--------|-----|------------|--------|---|
| 1 | 25     | 150 | 60         | 90sec; | 1.Preheating:25~150 , Time:60~90sec.      |
| 2 | 255..5 |     | 5..0.5sec; |        | 2.Peak Temp.:255..5 , Duration:5..0.5sec. |
| 3 |        | 2   | 10         | /sec.  | 3. Cooling Speed: 2~10 /sec.              |

/ Resistance to Soldering Heat Test Conditions

270± 5                      10± 1 sec.                      Temp:270±5                      Time:10±1 sec

/ Packaging SPEC.

/ BULK

Package Type 封装形式	Units 包装数量					Dimension 包装尺寸 (unit: mm3)		
	Units/Bag 只/袋	Bags/Inner Box 袋/盒	Units/Inner Box 只/盒	Inner Boxes/Outer Box 盒/箱	Units/Outer Box 只/箱	Bag 袋	Inner Box 盒	Outer Box 箱
TO-92	1,000	10	10,000	5	50,000	135×190	237×172×102	560×245×195
	1,000	10	10,000	10	100,000	135×190	237×172×102	560×245×375

/ AMMO

Package Type 封装形式	Units 包装数量					Dimension 包装尺寸 (unit: mm3)	
	Units/tape 只/纸带	Tape/Inner Box 纸带/盒	Rows/Inner Box 纸带层/盒	Inner Boxes/Outer Box 盒/箱	Units/Outer Box 只/箱	Inner Box 盒	Outer Box 箱
TO-92	3,000	1	120	10	30,000	328×230×42	小箱 480×346×235, 大箱 547×407×268

/ Notices