

**/ Descriptions**

TO-220F          NPN          Silicon NPN transistor in a TO-220F Plastic Package.

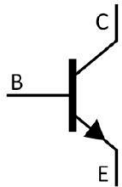
**/ Features**

High  $V_{CE0}$ , small  $I_{CBO}$  and  $V_{CE(sat)}$ .

**/ Applications**

Color TV deflection speed modulating and high-frequency general purpose amplifiers.

**/ Equivalent Circuit**



**/ Pinning**



PIN1 Base          PIN 2 Collector          PIN 3 Emitter

**/  $h_{FE}$  Classifications & Marking**


$h_{FE}$ Classifications Symbol	R	O
$h_{FE}$ Range	60 140	100 240

**/ Absolute Maximum Ratings(Ta=25 )**


Parameter	Symbol	Rating	Unit
Collector to Base Voltage	$V_{CBO}$	180	V
Collector to Emitter Voltage	$V_{CEO}$	160	V
Emitter to Base Voltage	$V_{EBO}$	6.0	V
Collector Current - Continuous	$I_C$	1.5	A
Collector Power Dissipation	$P_C$	1.5	W
Collector Power Dissipation	$P_C(T_c=25 )$	25	W
Junction Temperature	$T_j$	150	
Storage Temperature Range	$T_{stg}$	-55 150	

**/ Electrical Characteristics(Ta=25 )**


Parameter	Symbol	Test Conditions	Min	Typ	Max	Unit
Collector Cut-Off Current	$I_{CBO}$	$V_{CB}=180V$ $I_E=0$			10	$\mu A$
Emitter Cut-Off Current	$I_{EBO}$	$V_{EB}=6.0V$ $I_C=0$			10	$\mu A$
DC Current Gain	$h_{FE}$	$V_{CE}=5.0V$ $I_C=200mA$	60		240	
Collector to Emitter Saturation Voltage	$V_{CE(sat)}$	$I_C=500mA$ $I_B=50mA$			1.0	V
Transition Frequency	$f_T$	$V_{CE}=10V$ $I_C=50mA$	50			MHz



/ Package Dimensions



/ Marking Instructions



BR

C5371

R:  $h_{FE}$

\*\*\*\*

Note:

BR: Company Code.

C5371: Product Type.

R:  $h_{FE}$  Classifications Symbol.

\*\*\*\*: Lot No. Code, code change with Lot No.

