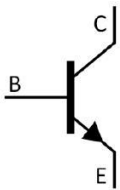


KF \$O) CD                      E GE                      Silicon NPN transistor in a TO-92LM Plastic Package.

) J9() +\*

Low  $V_{CE(sat)}$ , complementary pair with 2SB1243.

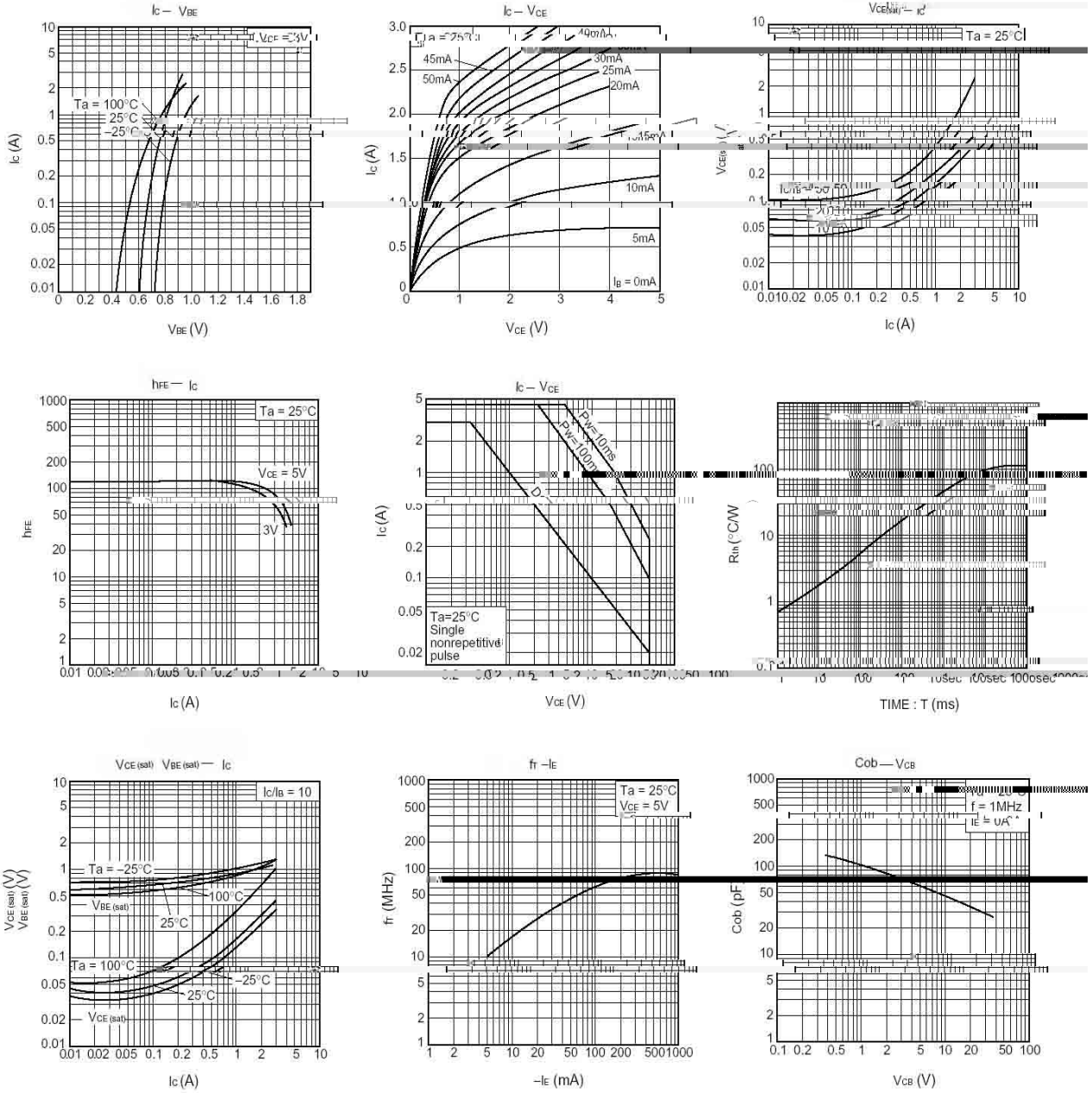
General power amplifier applications.



PIN1 Base                      PIN 2 Collector                      PIN 3 Emitter

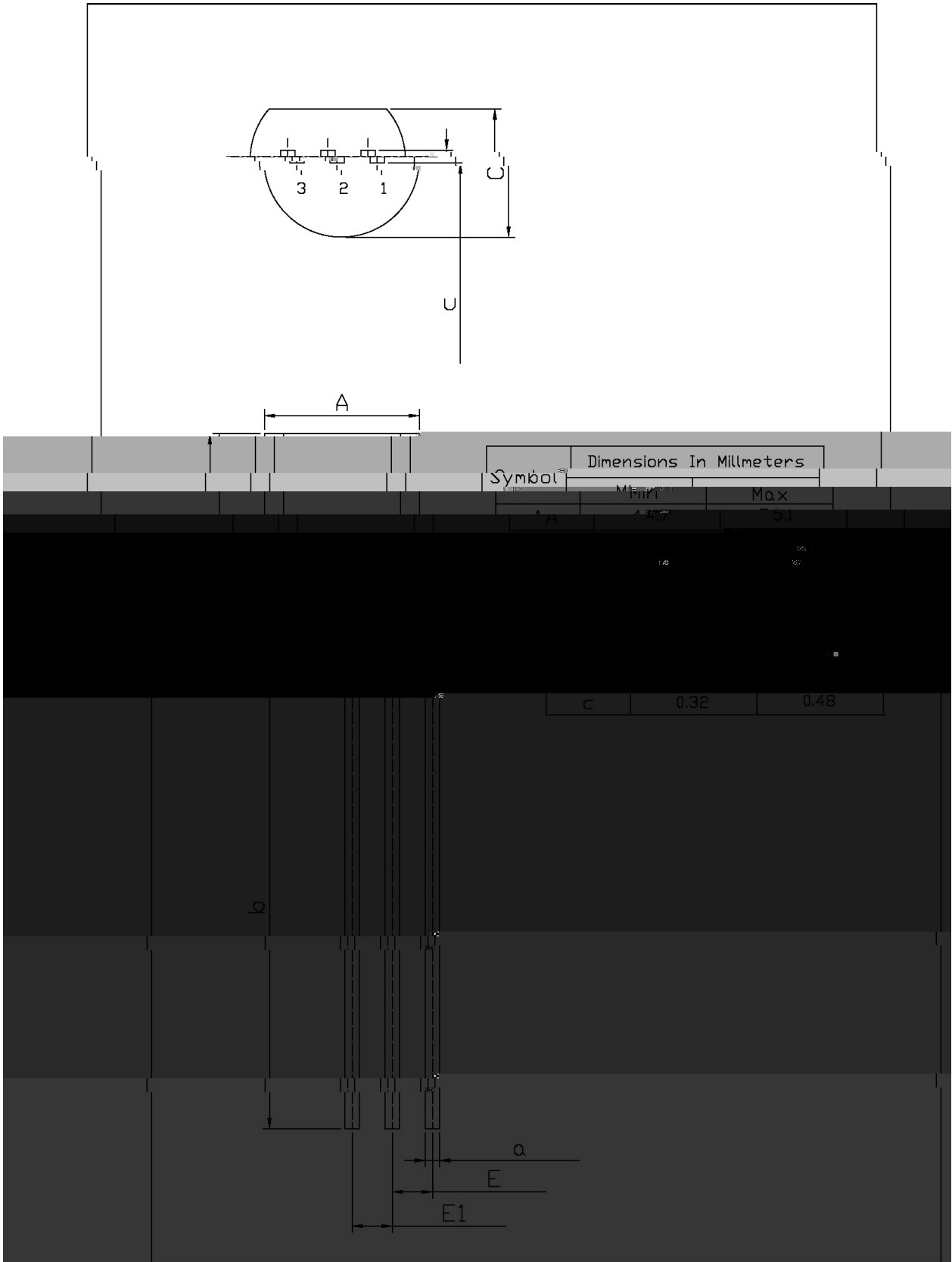
$h_{FE}$ Classifications Symbol	P	Q	R
$h_{FE}$ Range	82 180	120 270	180 390

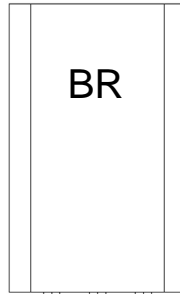
Parameter	Symbol	Rating	Unit
Collector to Base Voltage	$V_{CBO}$	60	V
Collector to Emitter Voltage	$V_{CEO}$	50	V
Emitter to Base Voltage	$V_{EBO}$	5.0	V
Collector Current (DC)	$I_C$	3.0	A
Collector Current (Pulse)	$I_{CP}$	4.5	A
Collector Power Dissipation	$P_C$	1.0	W
Junction Temperature	$T_j$	150	
Storage Temperature Range	$T_{stg}$	-55	



TO-92LM

Unit: mm





9| 1  
; (/ - +  
G1

!!!!

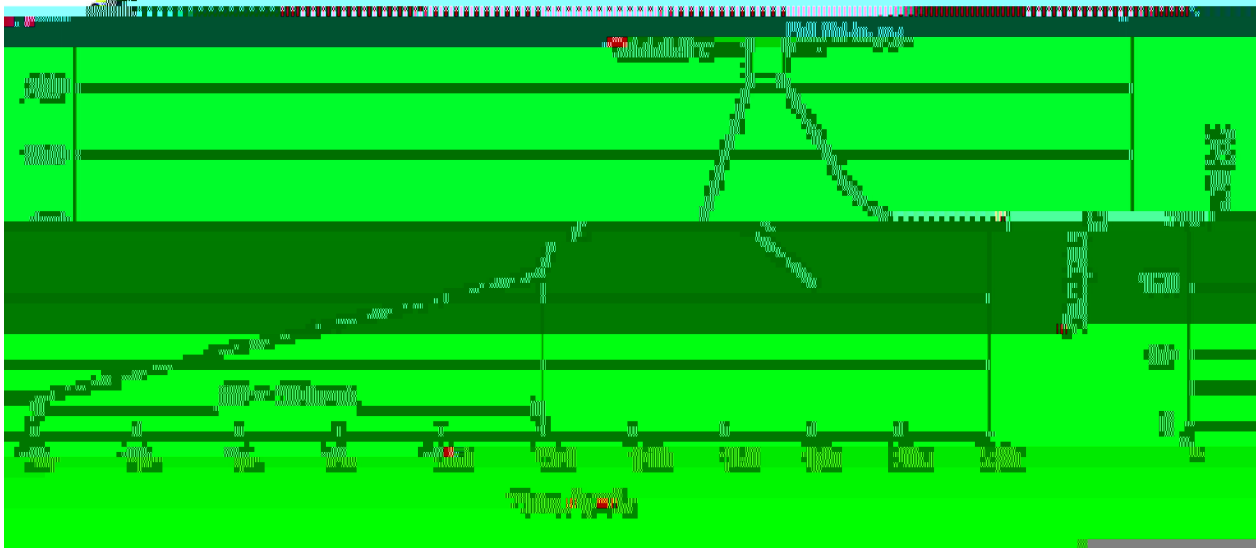
Note:

BR: Company Code.

D1864: Product Type.

P:  $h_{FE}$  Classifications Symbol

\*\*\*\*: Lot No. Code, code change with Lot No.



1	25	150	60	90sec;	Note:
2	255..5		5..0.5sec;		1.Preheating:25~150 , Time:60~90sec.
3		2	10 /sec.		2.Peak Temp.:255..5 , Duration:5..0.5sec.
					3. Cooling Speed: 2~10 /sec.

270..5

10..1 sec.

Temp.:270±5