

/ Descriptions

SOT-23 NPN Silicon NPN transistor in a SOT-23 Plastic Package.

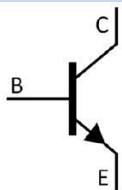
/ Features

2SB710(A)
Complementary pair with 2SB710(A)

/ Applications

General power amplifier applications.

/ Equivalent Circuit



/ Pinning



PIN1 Base PIN 2 Emitter PIN 3 Collector

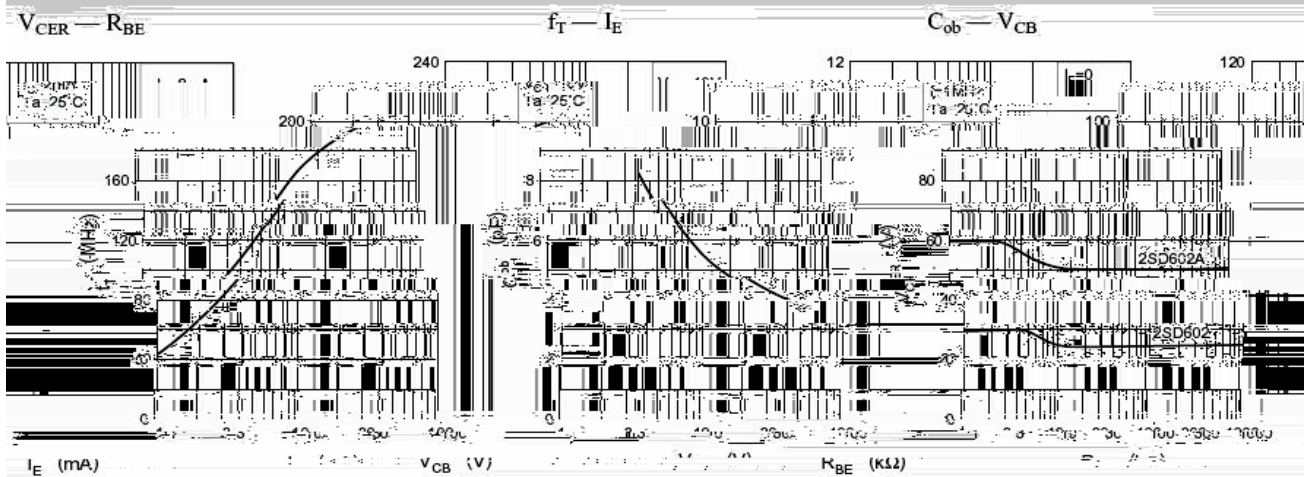
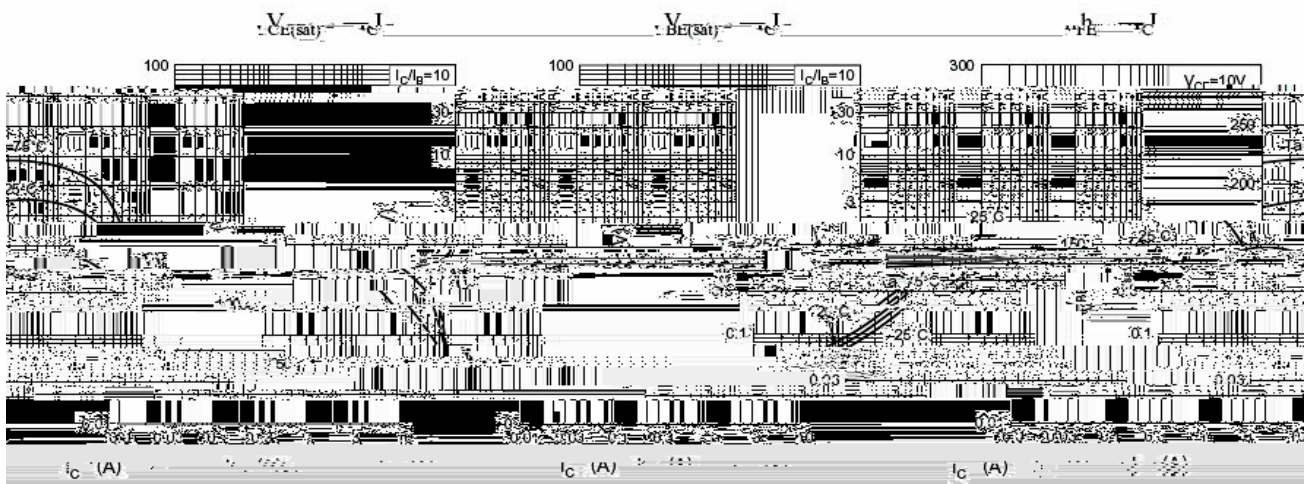
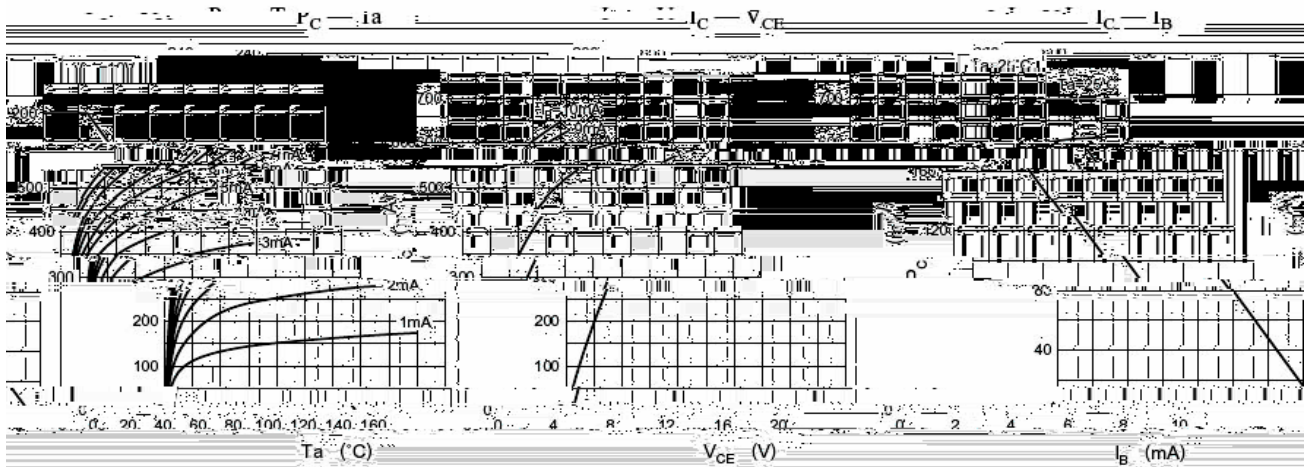
/ h_{FE} Classifications & Marking

h _{FE} Classifications Symbol	Q	R	S
h _{FE} Range	85-170	120-240	170-340
Marking	2SD602 2SD602A	H2WQ H2XQ	H2WR H2XR H2WS H2XS


Parameter		Symbol	Rating	Unit
Collector to Base Voltage	2SD602 2SD602A	V_{CBO}	30 60	V
Collector to Emitter Voltage	2SD602 2SD602A	V_{CEO}	25 50	V
Emitter to Base Voltage		V_{EBO}	5.0	V
Collector Current		I_C	500	mA
Collector Current(pulse)		I_{CP}	1.0	A
Collector Power Dissipation		P_C	200	mW
Junction Temperature		T_j	150	
Storage Temperature Range		T_{stg}	-55 150	

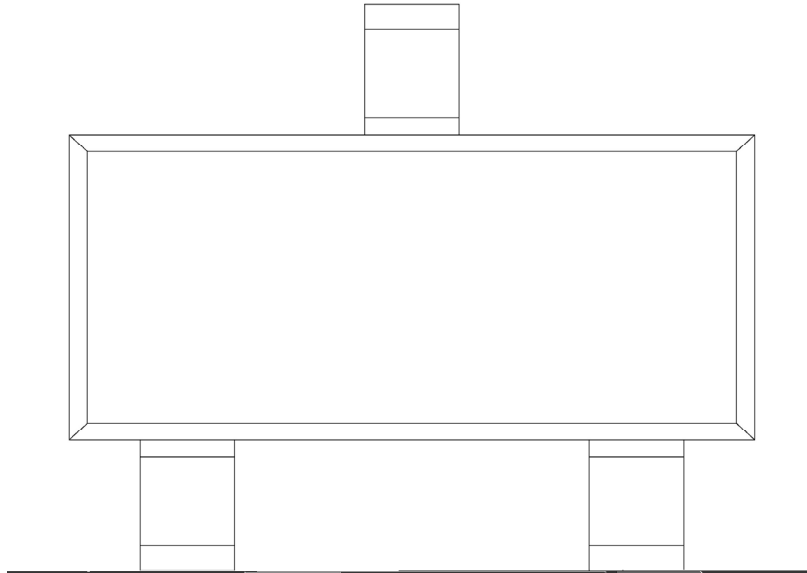
Parameter	Symbol	Test Conditions	Min	Typ	Max	Unit
Collector Cut-Off Current	I_{CBO}	$V_{CB}=20V$ $I_E=0$			0.1	μA
Collector-Base Breakdown Voltage	V_{CBO}	2SD602 2SD602A $I_C=10$				

/ Electrical Characteristic Curve

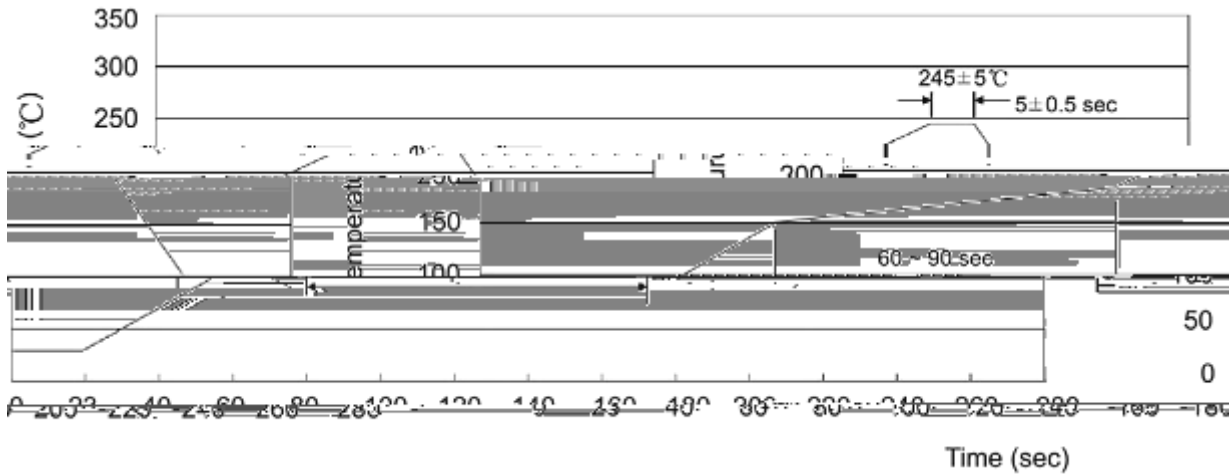


/ Package Dimensions





() / Temperature Profile for IR Reflow Soldering(Pb-Free)



Note:

- | | | | | | |
|---|-------|-----|-----------|----------|---|
| 1 | 25 | 150 | 60 | 90sec; | 1.Preheating:25~150 , Time:60~90sec. |
| 2 | 245±5 | | 5±0.5sec; | | 2.Peak Temp.:245±5 , Duration:5±0.5sec. |
| 3 | | | 2 | 10 /sec. | 3. Cooling Speed: 2~10 /sec. |

/ Resistance to Soldering Heat Test Conditions

260±5 10±1 sec. Temp.:260±5 Time:10±1 sec

/ Packaging SPEC.

/ REEL

Package Type	Units					Dimension (unit mm ³)		
	Units/Reel	Reels/Inner Box	Units/Inner Box	Inner Boxes/Outer Box	Units/Outer Box	Reel	Inner Box	Outer Box
SOT-23	3,000	10	30,000	6	180,000	7 ×8	180×120×180	390×385×205

/ Notices