

JF K\$/O

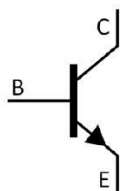
E GE

Silicon NPN transistor in a SOT-89 Plastic Package.

) J9- +OK8

Complementary pair with 2SB649TA.

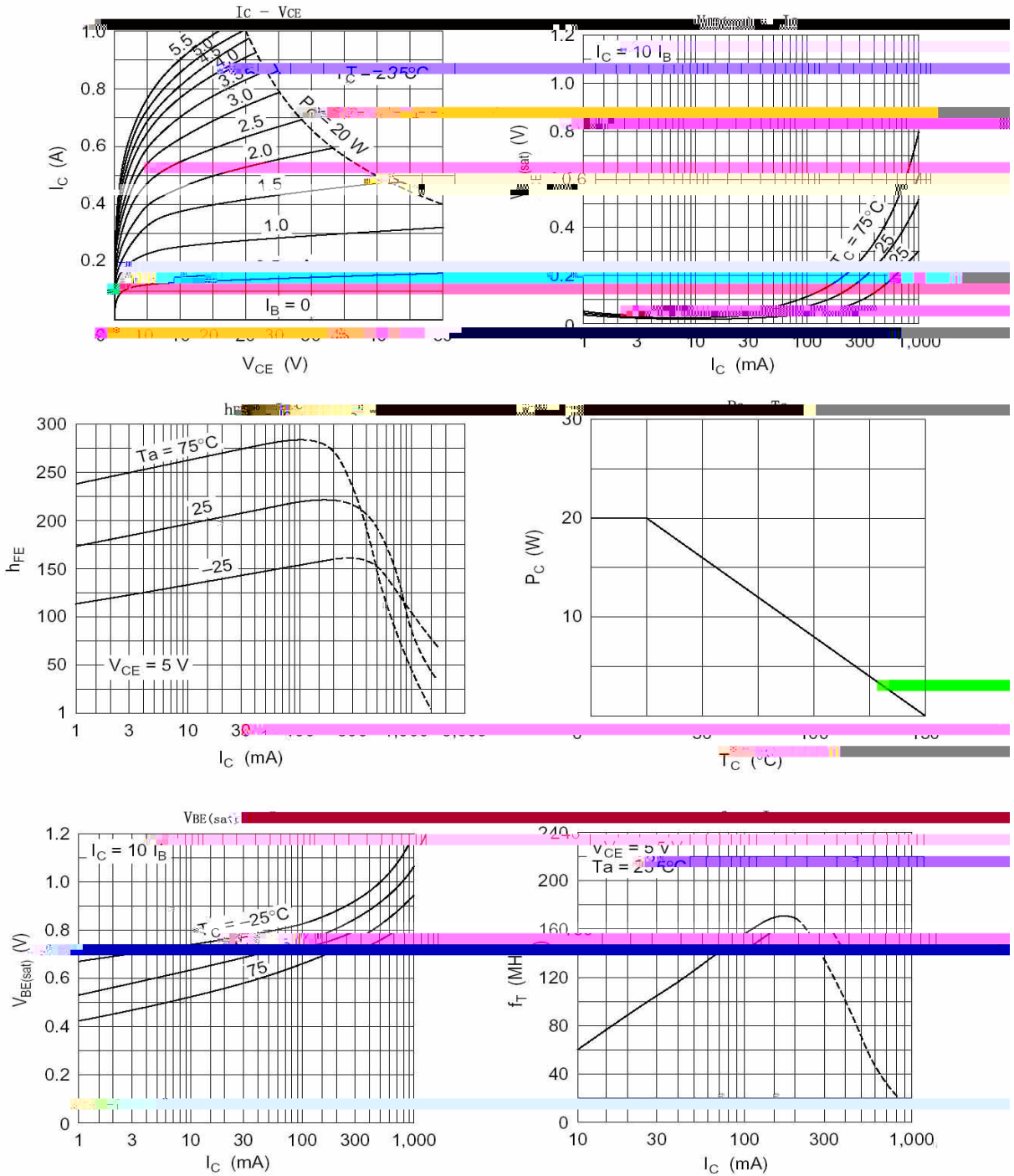
Low frequency power amplifier.



Parameter	Symbol	Rating	Unit
Collector to Base Voltage	V_{CBO}	180	V
Collector to Emitter Voltage	V_{CEO}	160	V
Emitter to Base Voltage	V_{EBO}	5.0	V
Collector Current-Continuous	I_C	1.5	A
Collector Current-Continuous (Pluse)	I_{CP}	3.0	A
Collector Power Dissipation	P_C	500	mW
Collector Power Dissipation	$P_C(T_c=25^\circ C)$	20	W
Junction Temperature	T_j	150	
Storage Temperature Range	T_{stg}	-55 150	

Parameter	Symbol	Test Conditions	Min	Typ	Max	Unit
Collector to Base Breakdown Voltage	V_{CBO}	$I_C=1.0mA$ $I_E=0$	180			V
Collector to Emitter Breakdown Voltage	V_{CEO}	$I_C=10mA$ $R_{BE}=\infty$	160			V
Emitter to Base Breakdown Voltage	V_{EBO}	$I_E=1.0mA$ $I_C=0$	5.0			V
Collector Cut-Off Current	I_{CBO}	$V_{CB}=160V$ $I_E=0$			10	μA
DC Current Gain	$h_{FE(1)}$	$V_{CE}=5.0V$ $I_C=150mA$	60		320	
	$h_{FE(2)}$	$V_{CE}=5.0V$ $I_C=500mA$	30			
Base to Emitter Voltage	V_{BE}	$V_{CE}=5.0V$ $I_C=150mA$			1.5	V
Collector to Emitter Saturation Voltage	$V_{CE(sat)}$	$I_C=500mA$ $I_B=50mA$			1.0	V
Transition Frequency	f_T	$V_{CE}=5.0V$ $I_C=150mA$		140		MHz-0.0001


/ Electrical Characteristic Curve



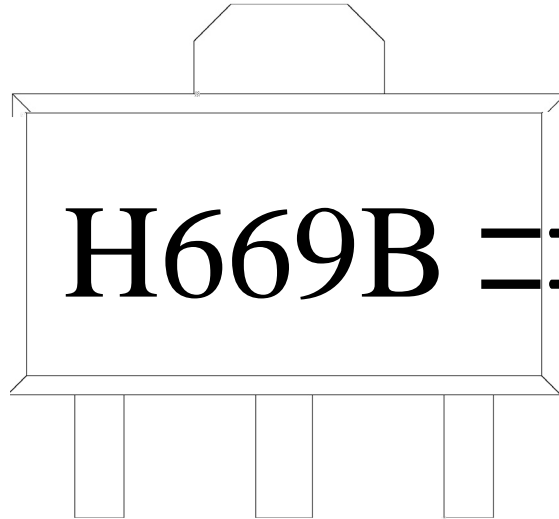
/ Package Dimensions

UNIT: mm

单位: mm



/ Marking Instructions



H

669

B h_{FE}

!!

Note:

H: Company Code.

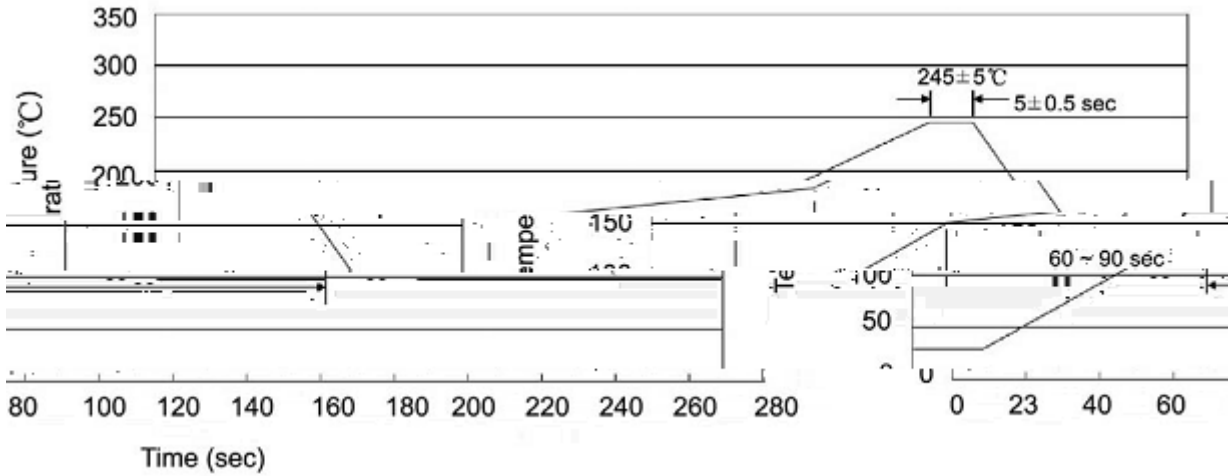
669: Product Type.

B h_{FE} Classifications Symbol

**:

Lot No. Code, code change with Lot No.

() / K\d g\iXk i\`Gif]`d`]fi @ `l \]fn`Jfd \i'e^ZGS=i\`z



Note:

- | | | | | | |
|---|--------|-----|------------|--------|---|
| 1 | 25 | 150 | 60 | 90sec; | 1.Preheating:25~150 , Time:60~90sec. |
| 2 | 245..5 | | 5..0.5sec; | | 2.Peak Temp.:245..5 , Duration:5..0.5sec. |
| 3 | | 2 | 10 | /sec. | 3. Cooling Speed: 2~10 /sec. |

/ Resistance to Soldering Heat Test Conditions

260..5 10..1 sec. Temp.:260±5 Time:10±1 sec

/ Packaging SPEC.

/ REEL

Package Type	Units					Dimension (unit mm ³)		
	Units/Reel	Reels/Inner Box	Units/Inner Box	Inner Boxes/Outer Box	Units/Outer Box	Reel	Inner Box	Outer Box
SOT-89	1,000	7	7,000	8	56,000	7 ×12	180×120×180	385×257×392

/ Notices