

/ Descriptions

TO-92 NPN Silicon NPN transistor in a TO-92 Plastic Package.

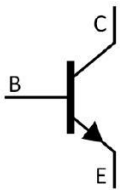
/ Features

P_C I_C h_{FE} 9012
High P_C and I_C , excellent h_{FE} linearity, complementary pair with 9012.

/ Applications

Amplifier of portable radios in class B push-pull operation.

/ Equivalent Circuit



/ Pinning



1 2 3
PIN1 Collector PIN 2 Base PIN 3 Emitter

/ h_{FE} Classifications & Marking

h_{FE} Classifications Symbol	D	E	F	G	H	I
h_{FE} Range	64~91	78~112	96~135	112~166	144~202	188~276

Parameter	Symbol	Rating	Unit
Collector to Base Voltage	V_{CBO}	40	V
Collector to Emitter Voltage	V_{CEO}	20	V
Emitter to Base Voltage	V_{EBO}	5.0	V
Collector Current - Continuous	I_C	500	mA
Base Current - Continuous	I_B	100	mA
Collector Power Dissipation	P_C	625	mW

9013

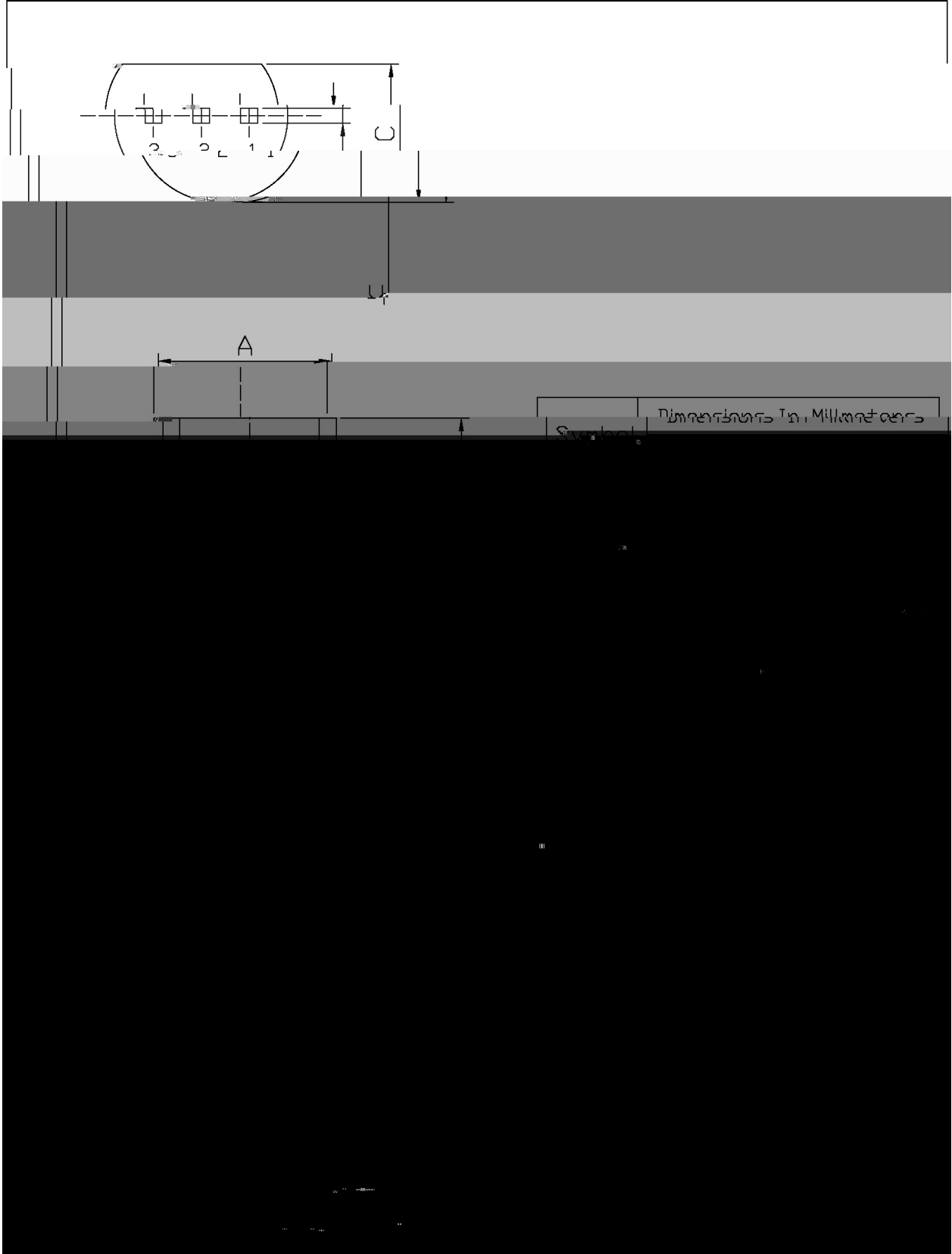
Rev.E Mar.-2016

DATA SHEET

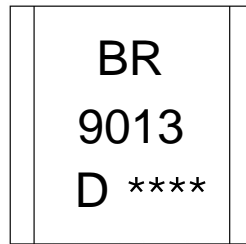
/ Package Dimensions

TO-92

Unit: mm



/ Marking Instructions



BR

9013

D: h_{FE}

Note:


BR: Company Code.

9013: Product Type.

D: h_{FE} Classifications Symbol.

****: Lot No. Code, code change with Lot No.

() / Temperature Profile for Dip Soldering(Pb-Free)



- | | | | | | | |
|---|-------|-----|-----------|--------|---|--------------------------------------|
| 1 | 25 | 150 | 60 | 90sec; | Note: | 1.Preheating:25~150 , Time:60~90sec. |
| 2 | 255±5 | | 5±0.5sec; | | 2.Peak Temp.:255±5 , Duration:5±0.5sec. | |
| 3 | | 2 | 10 /sec. | | 3. Cooling Speed: 2~10 /sec. | |

/ Resistance to Soldering Heat Test Conditions

270±5 10±1 sec. Temp.:270±5