

# B5817W-B5819W

Rev.I.Feb.-2019

## / Descriptions

SOD-123

Schottky Diode in a SOD-123 Plastic Package.

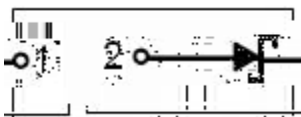
## / Features

Low positive pressure drop. HF Product.

## / Applications

Schottky diode.

## / Equivalent Circuit



## / Pinning



PIN1:Cathode

PIN2:Anode

## / h<sub>FE</sub> Classifications & Marking

Model	B5817W	B5818W	B5819W
Marking	HSJ	HSK	HSL

**/ Absolute Maximum Ratings(Ta=25 )**

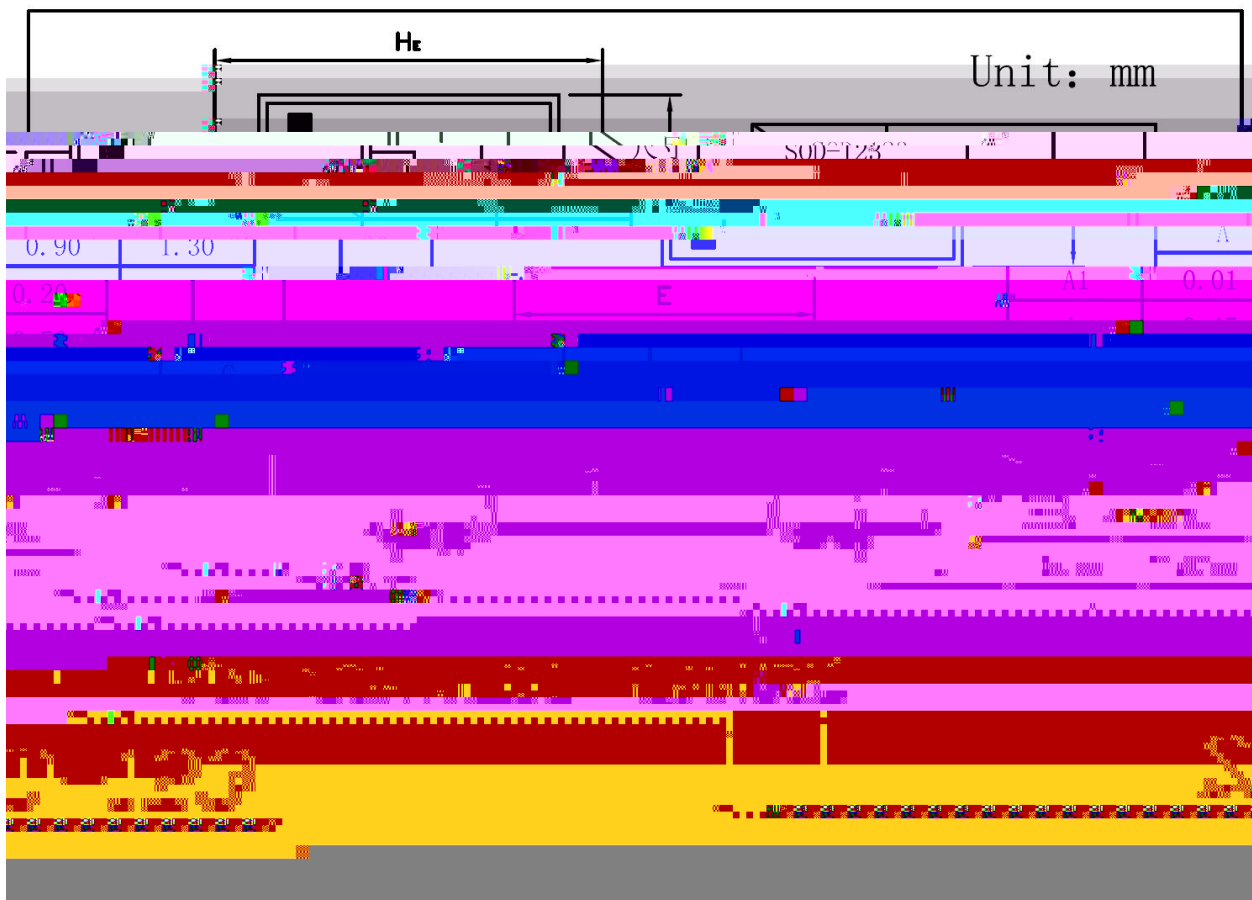
Parameter	Symbol	Rating			Unit
		B5817W	B5818W	B5819W	
Peak Repetitive Reverse Voltage Working Peak Reverse Voltage DC Reverse Voltage	$V_{RRM}$ $V_{RWM}$ $V_R$	20	30	40	V
RMS Reverse Voltage	$V_{R\ RMS}$	14	21	28	V
Average Rectified Forward Current	$I_F$	1			A
Non-Repetitive Peak Forward Surge Current	$I_{FSM}$	25			A
Power Dissipation	$P_D$	450			mW
Typical Thermal Resistance Junction to Ambient	$R_{JA}$	220			/W
Junction and Storage Temperature Range	$T_J, T_{stg}$	-65 to 125			

**/ Electrical Characteristics(Ta=25 )**

Parameter	Symbol	Test Conditions	Rating						Unit
			B5817W		B5818W		B5819W		
			MIN	MAX	MIN	MAX	MIN	MAX	
Reverse breakdown voltage	$V_{(BR)}$	$I_R=1mA$	20		30		40		V
Forward Voltage	$V_F$	$I_F=0.1A$		0.32		0.35		0.40	V
		$I_F=1A$		0.45		0.55		0.60	
		$I_F=3A$ ( $t<5\mu s$ )		0.75		0.875		0.90	
Instantaneous Reverse Current	$I_{RM}$	$V_R=V_{RRM}$	1						mA
Junction Capacitance	$C_J$	$V_R=4V$ $f=1.0MHZ$	120						pF



/ Package Dimensions



/ Marking Instructions



H

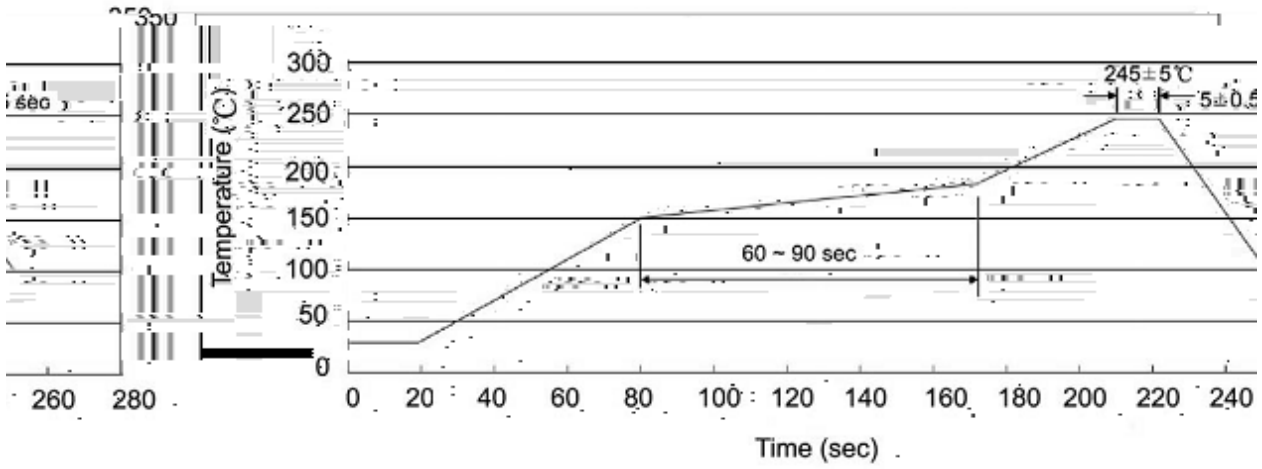
SJ

Note:

H: Company Code.

SJ: Product Type.

( ) / Temperature Profile for IR Reflow Soldering(Pb-Free)



Note:

- |   |       |     |    |           |   |
|---|-------|-----|----|-----------|---|
| 1 | 150   | 180 | 60 | 90sec;    | 1.Preheating:150~180 , Time:60~90sec.   |
| 2 | 245±5 |     |    | 5±0.5sec; | 2.Peak Temp.:245±5 , Duration:5±0.5sec. |
| 3 |       | 2   | 10 | /sec.     | 3. ±5                                   |