

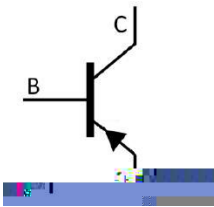
Rev.F Mar.-2016

KF 50) 7 ž GE G Silicon PNP transistor in a TO-92(R) Plastic Package.

# 9: , +-

High voltage, complementary to BC546.

General purpose and switching application.

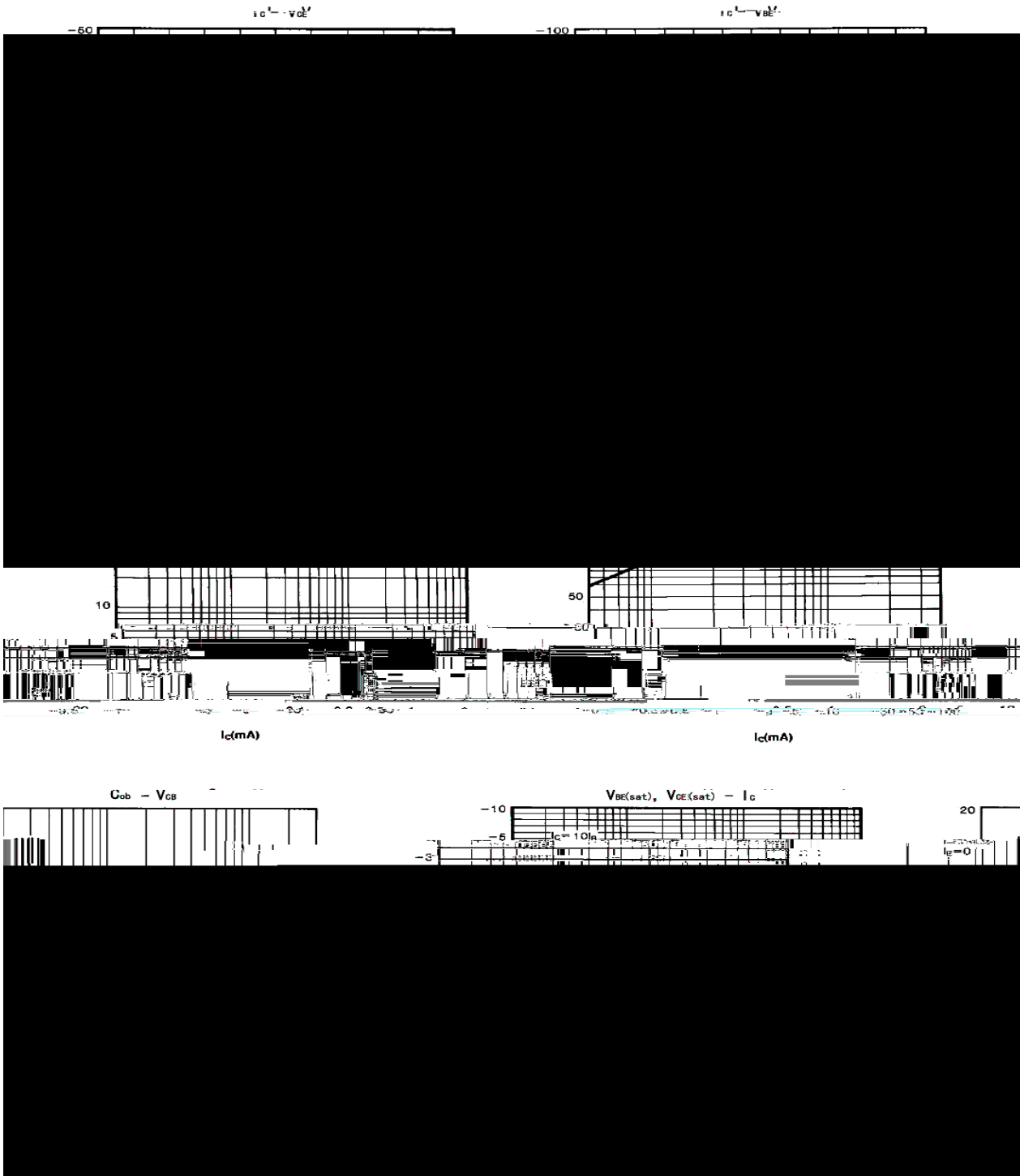


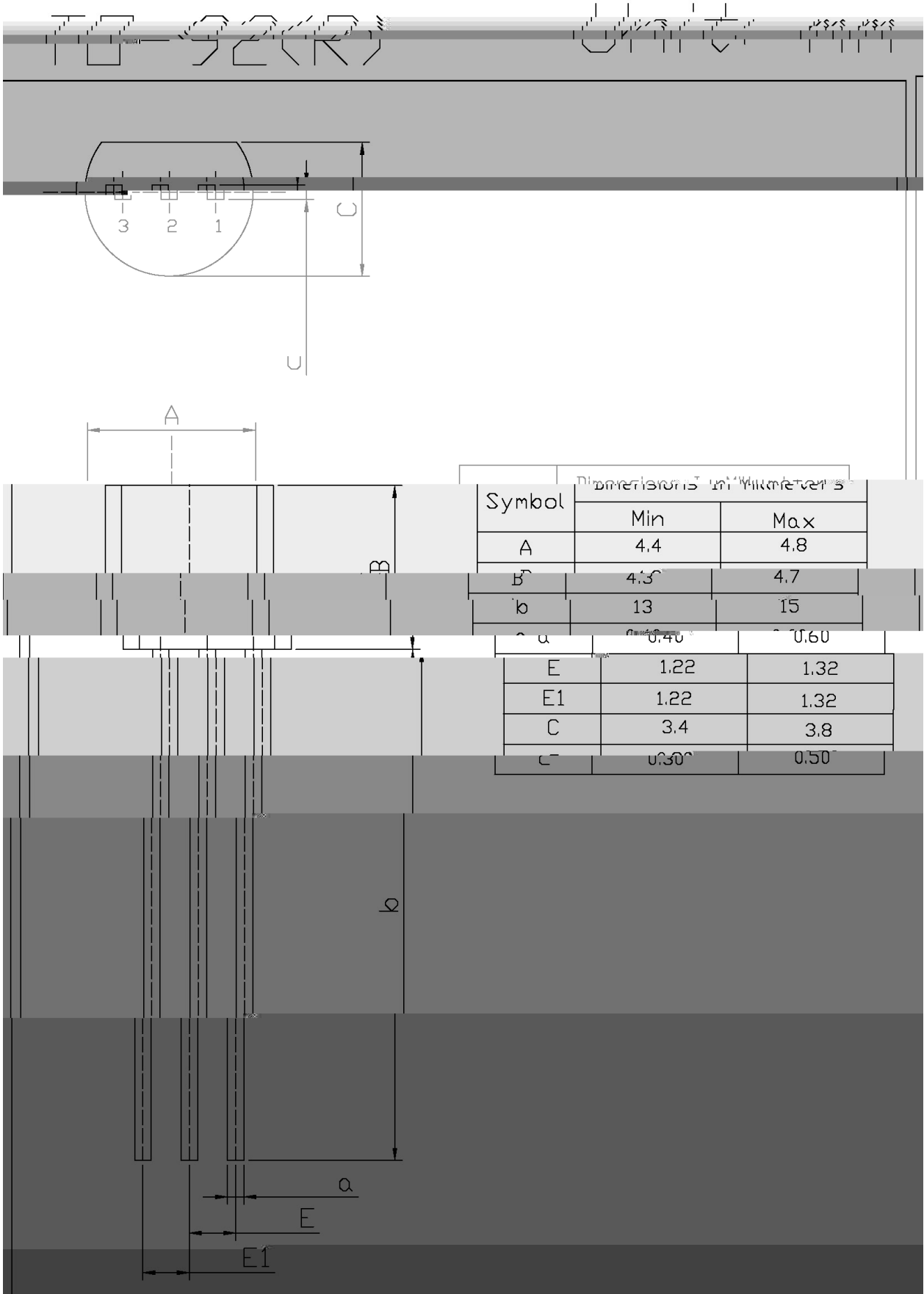
PIN1 Emitter

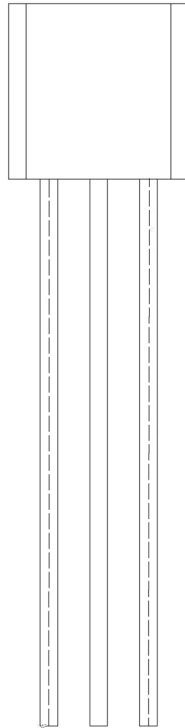
PIN 2

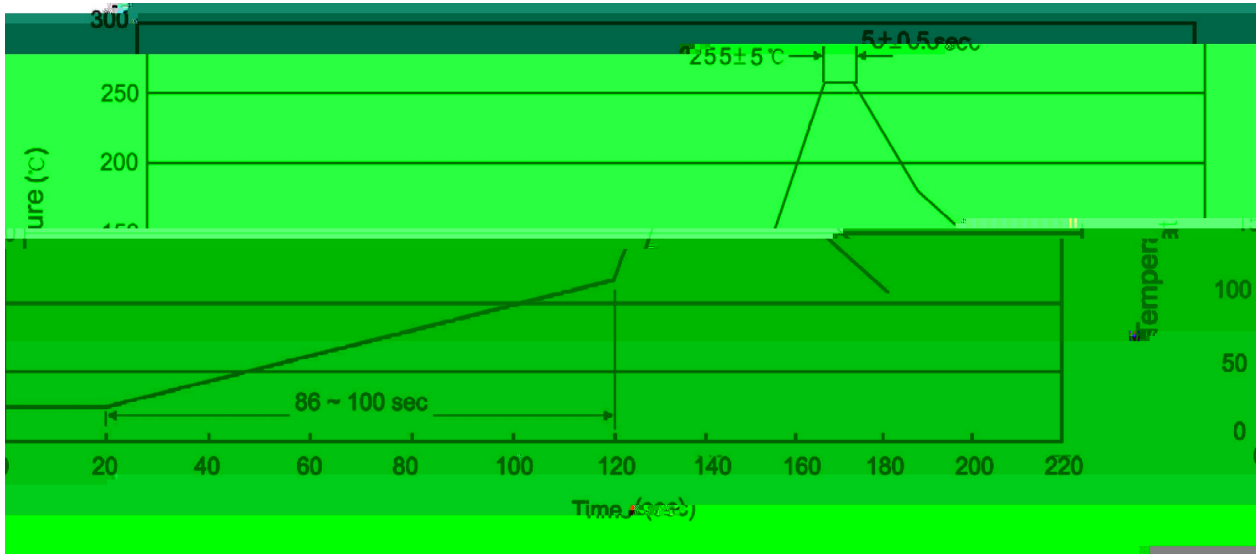
Parameter	Symbol	Rating	Unit
Collector to Base Voltage	$V_{CBO}$	-80	V
Collector to Emitter Voltage	$V_{CEO}$	-65	V
Emitter to Base Voltage	$V_{EBO}$	-5.0	V
Collector Current - Continuous	$I_C$	-100	mA
Emitter Current - Continuous	$I_E$	100	mA
Collector Power Dissipation	$P_C$	625	mW
Junction Temperature	$T_j$	150	
Storage Temperature Range	$T_{stg}$	-55 150	

Parameter	Symbol	Test Conditions	Min	Typ	Max	Unit
Collector Cut-Off Current	$I_{CBO}$	$V_{CB}=-30V$ $I_E=0$			-0.015	$\mu A$








**Note:**

- |   |        |            |   |
|---|--------|------------|---|
| 1 | 25 150 | 60 90sec;  | 1.Preheating:25~150 , Time:60~90sec.      |
| 2 | 255..5 | 5..0.5sec; | 2.Peak Temp.:255..5 , Duration:5..0.5sec. |
| 3 | 2 10   | /sec.      | 3. Cooling Speed: 2~10 /sec.              |

270..5

10..1 sec.

Temp.:270±5

Time:10±1 sec

## / BULK

Package Type	Units					Dimension (unit mm3)		
	Units/Bag /	Bags/Inner Box /	Units/Inner Box /	Inner Boxes/Outer Box /	Units/Outer Box /	Bag	Inner Box	Outer Box
TO-92	1,000	10	10,000	5	50,000	135×190	237×172×102	560×245×195
	1,000	10	10,000	10	100,000	135×190	237×172×102	560×245×375

## / AMMO

Package Type	Units					Dimension (unit mm3)	
	Units/tape /	Tape/Inner Box /	Rows/Inner Box /	Inner Boxes/Outer Box /	Units/Outer Box /	Inner Box	Outer Box
TO-92	3,000	1	120	10	30,000	328×230×42	480×346×235 547×407×268