

BCX54

Rev.E Mar.-2016

/ Descriptions

JF K\$/O E GE Silicon NPN transistor in a SOT-89 Plastic Package.

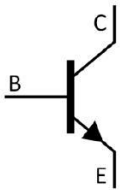
/ Features

High current, Low saturation voltage.


/ Applications

Driver stages of audio and video amplifiers.

/ Equivalent Circuit



/ Pinning



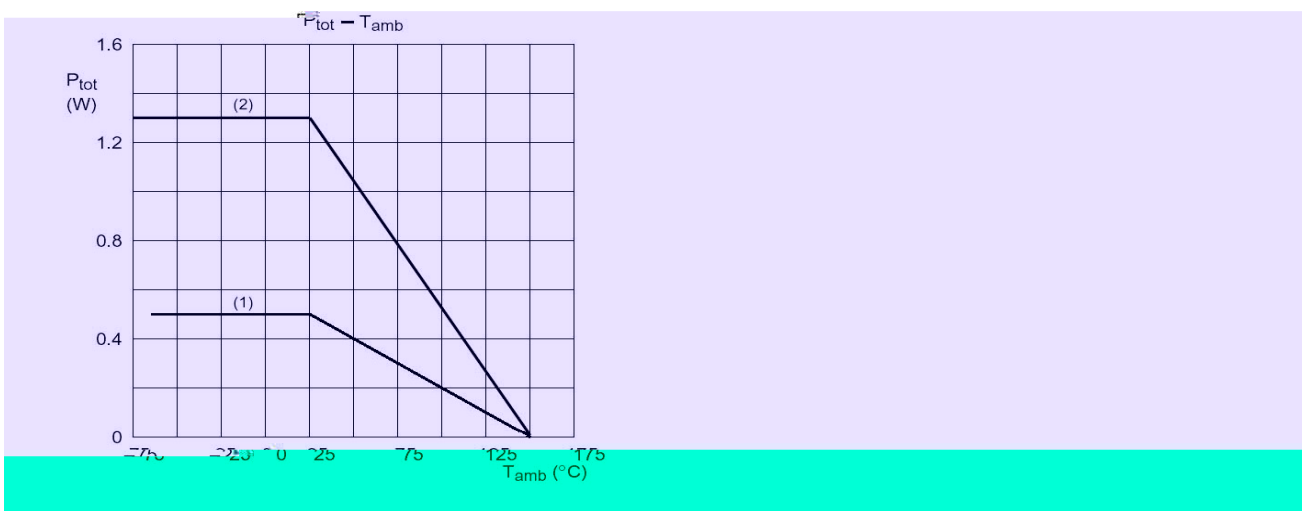
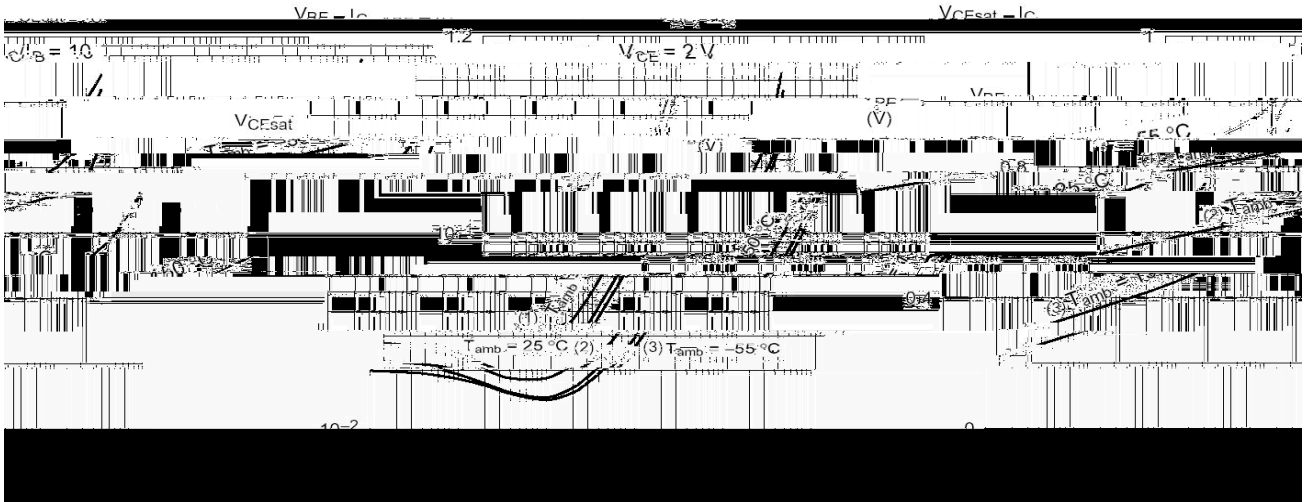

PIN1 Base PIN 2 Collector PIN 3 Emitter

/ Marking

$h_{FE(1)}$ Classifications	10	16
$h_{FE(1)}$ Range	63 160	100 250
Marking	HBC *	HBD *

Parameter	Symbol	Rating	Unit
Collector to Base Voltage	V_{CBO}	45	V
Collector to Emitter Voltage	V_{CEO}	45	V
Emitter to Base Voltage	V_{EBO}	5	V
Collector Current-Continuous	I_C	1.0	A
Peak Collector Current	I_{CM}	1.5	A
Peak Base Current	I_{BM}	0.2	A
Collector Power Dissipation	P		

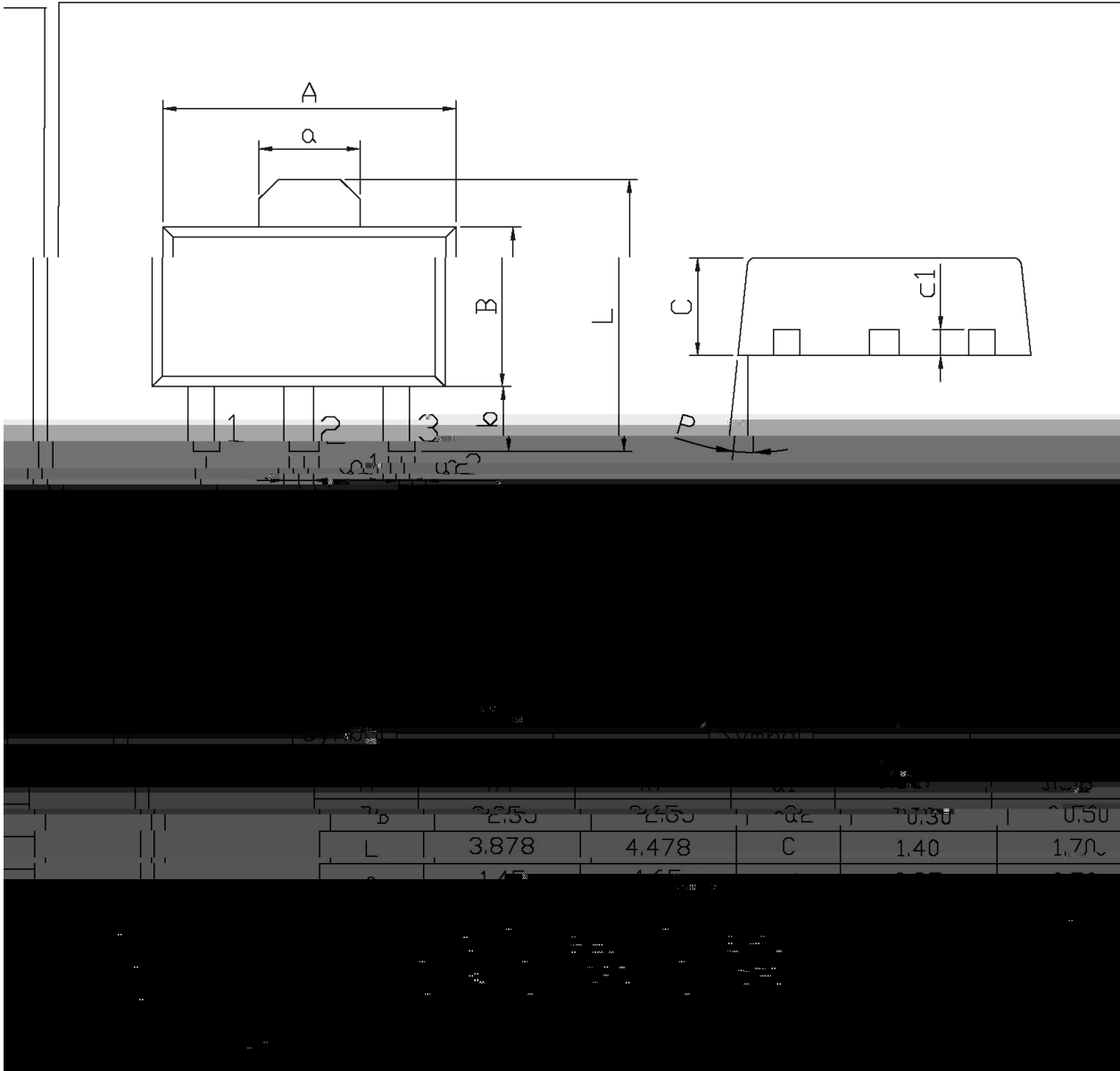
/ Electrical Characteristic Curve



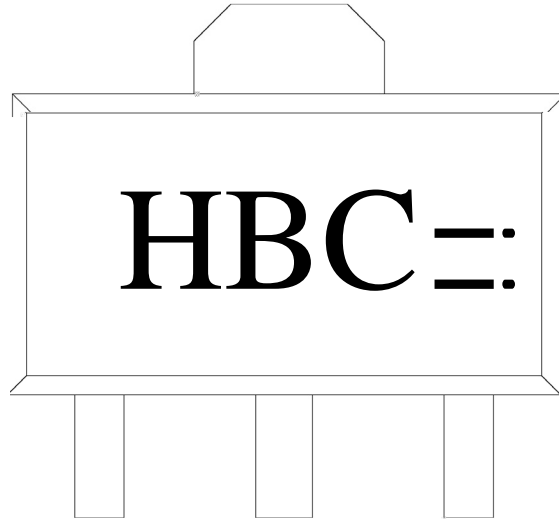
/ Package Dimensions



单位: mm



/ Marking Instructions



H

BC

!!

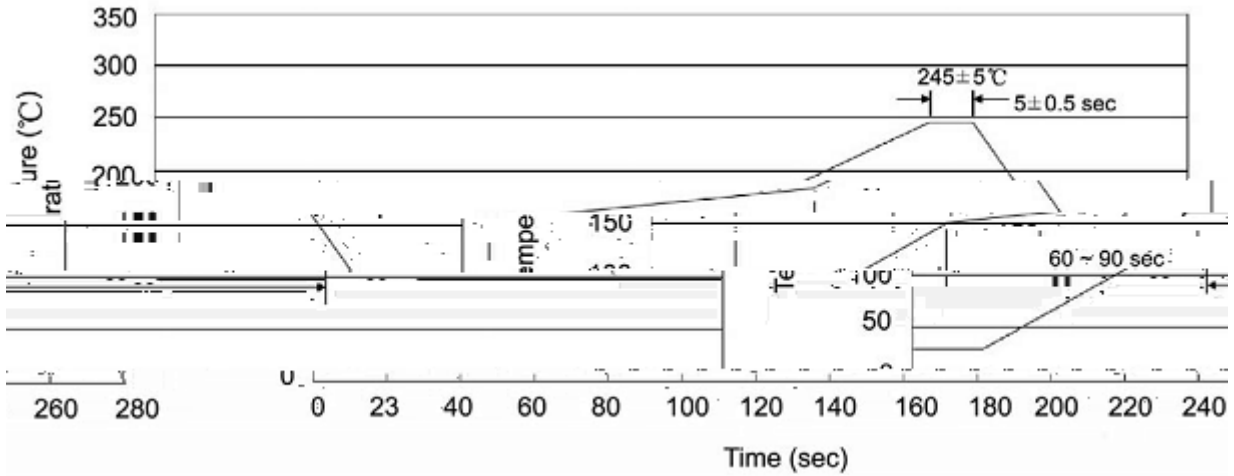
Note:

H: Company Code.

BC: Product Type.

** : Lot No. Code, code change with Lot No.

() /



Note:

- | | | | | | |
|---|-------|-----|-------|---------|---|
| 1 | 25 | 150 | 60 | 90sec; | 1.Preheating:25~150 °C, Time:60~90sec. |
| 2 | 245±5 | | 5±0.5 | sec; | 2.Peak Temp.:245±5 °C, Duration:5±0.5sec. |
| 3 | | 2 | 10 | °C/sec. | 3. Cooling Speed: 2~10 °C/sec. |

/ Resistance to Soldering Heat Test Conditions

260±5 °C 10±1 sec. Temp.:260±5 °C Time:10±1 sec

/ Packaging SPEC.

/ REEL

Package Type	Units					Dimension (unit mm ³)		
	Units/Reel	Reels/Inner Box	Units/Inner Box	Inner Boxes/Outer Box	Units/Outer Box	Reel	Inner Box	Outer Box
SOT-89	1,000	7	7,000	8	56,000	7 ×12	180×120×180	385×257×392

/ Notices