

BD177

Rev.E Mar.-2016

/ Descriptions

TO-126F NPN Silicon NPN transistor in a TO-126F Plastic Package.

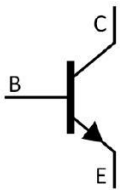
/ Features

BD178
Complement to BD178.


/ Applications

Medium power linear and switching applications.

/ Equivalent Circuit



/ Pinning



PIN1 Emitter PIN 2 Collector PIN 3 Base

/ h_{FE} Classifications & Marking

h_{FE} Classifications Symbol	6	10	16
h_{FE} Range	40 100	63 160	100 250

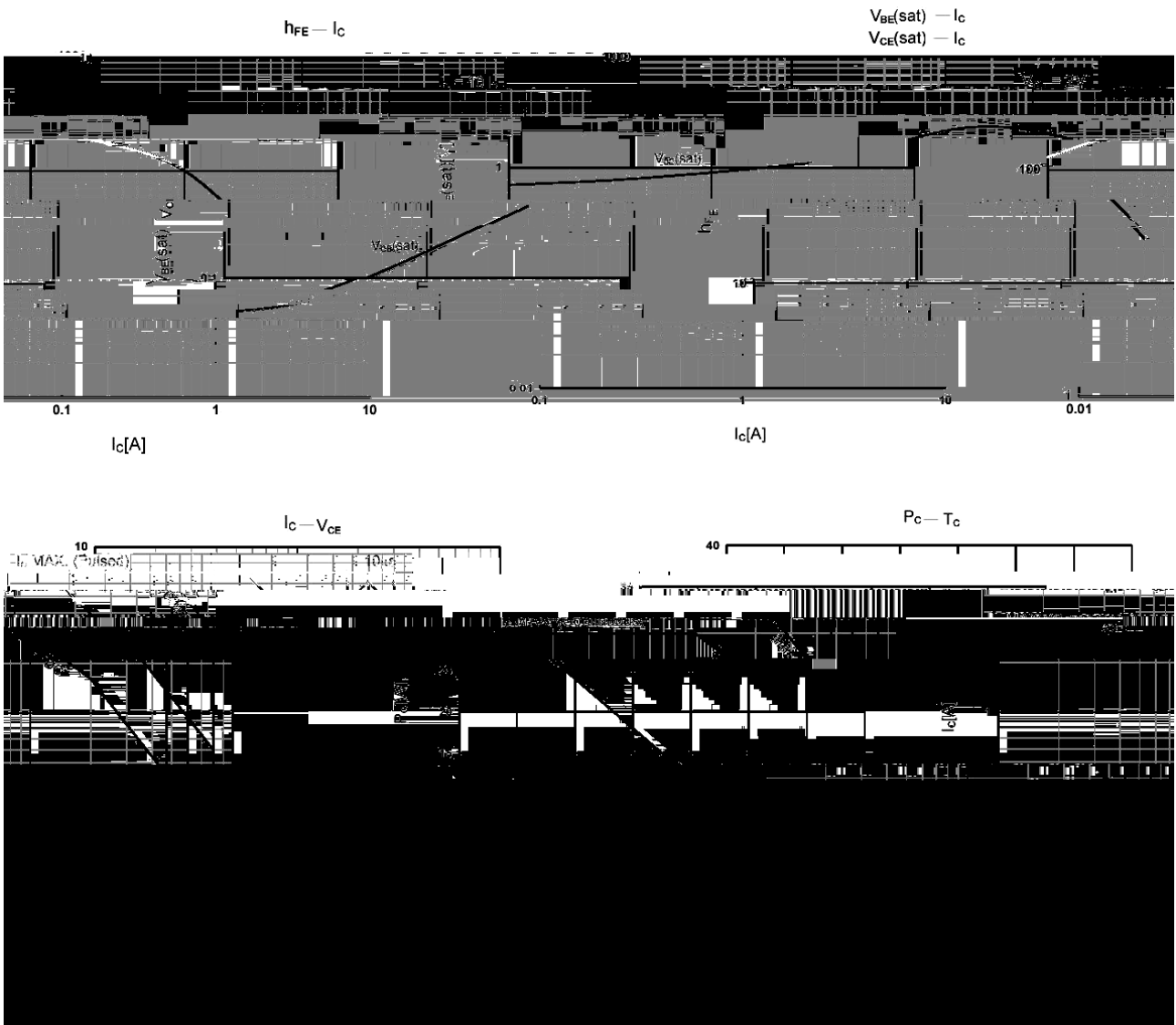
BD177

Rev.E Mar.-2016

Parameter	Symbol	Rating	Unit
Collector to Base Voltage	V_{CBO}	60	V
Collector to Emitter Voltage	V_{CEO}	60	V
Emitter to Base Voltage	V_{EBO}	5.0	V
Collector Current - Continuous	I_C	3.0	A
Collector Current – Continuous(Pulse)	I_{CP}	7.0	A
Collector Power Dissipation	$P_C(T_C=25^\circ C)$	30	W
Junction Temperature	T_j		

jj 54 6.038/TJJ65r t78790aa42da045e

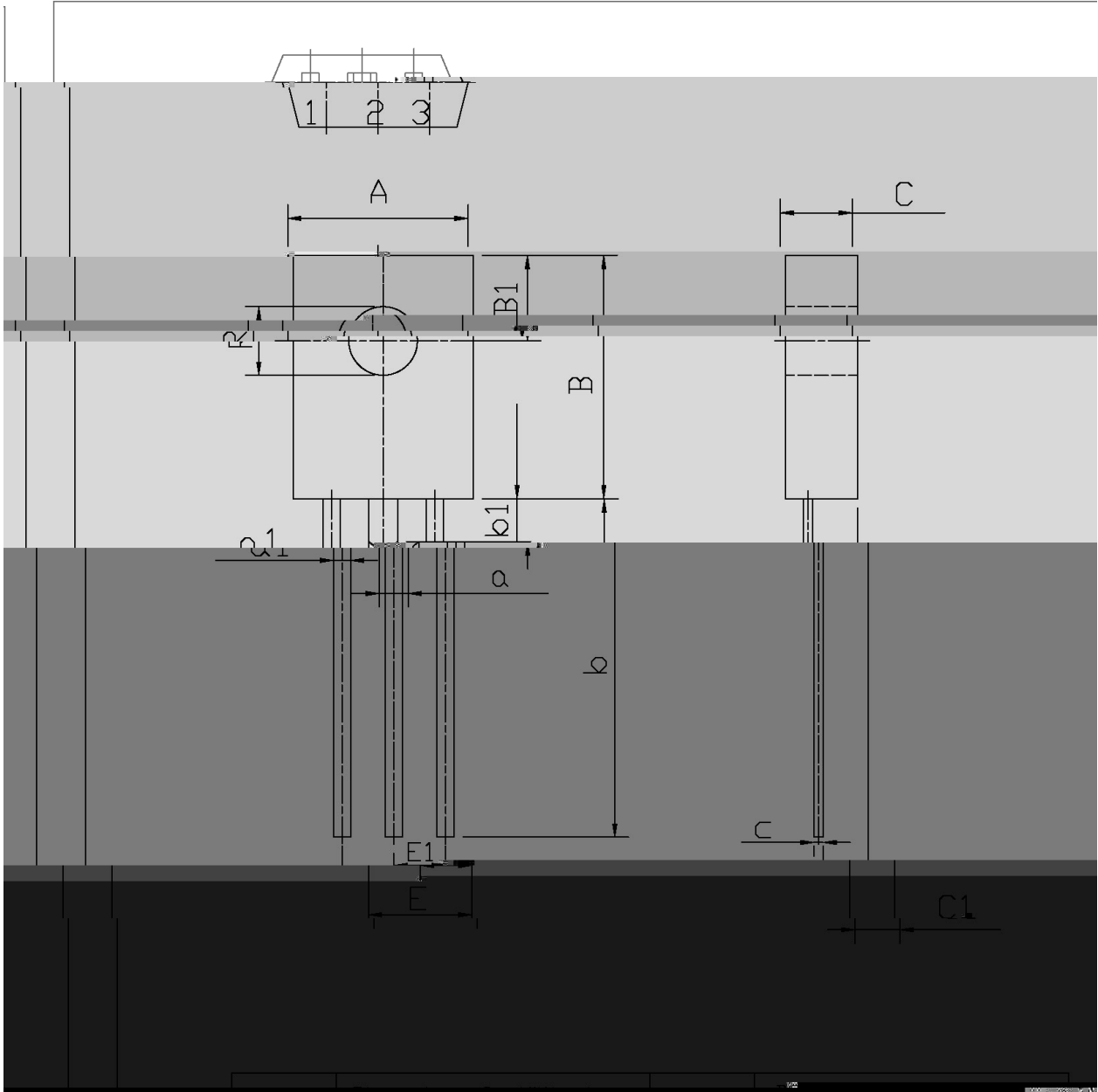
/ Electrical Characteristic Curve



/ Package Dimensions

TU-126F

单位: mm



Dimensions in millimeters (mm)		Dimensions in millimeters (mm)		
Symbol	Min	Max	Symbol	Min
A	7.8	8.2	a ₁	0.66

/ Marking Instructions



BR

BD177

6

h_{FE}

Note:

BR: Company Code

BD177: D

