



/ Block Diagram



/ Typical Application Circuit



/ Absolute Maximum Ratings(Ta=25)

/Parameter	/Value	/Unit
VDD	-0.3-28	V
FB	-0.3-6	V
DRV	-0.3-15	V
CS	-0.3-6	V
	-40-125	
	-65-150	

BRAD6555AMF

Rev.A Apr.-2019

Parameter	Symbol	Test Conditions	Min	Typ	Max	Unit
VDD						
I_ST		VDD_ON-1V		3	20	uA
VTH_ON		VDD	15.5	16.5	VDD	V
VTH_OFF		VDD	7	8		

BRAD6555AMF

Rev.A Apr.-2019

/ Functional Description

9l 8; - , , , , 8D = GN D

9l 8; - , , , , 8D =
M ; M ;

9l 8; - , , , , 8D =
-, B? q G=D

9l 8; - , , , , 8D =

9l 8; - , , , , 8D = JF K) * \$
Cemec <l i) %

M ;

M ;

+d j

9l 8; - , , , , 8D =
<D @

9l 8; - , , , , 8D = : : D -, B? q% <D @
- %

9l 8; - , , , , 8D = =9

+%M - ' d j #

=9

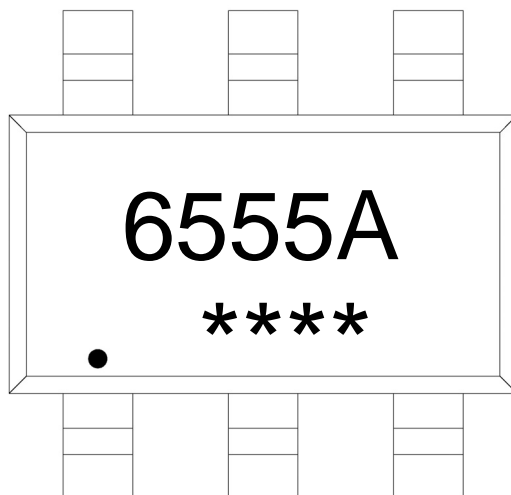
9l 8; - , , , , 8D =

9l 8; - , , , , 8D =

/ Package Dimensions



/ Marking Instructions



- , , , 8

!!!!

Note:

- , , , 8:

Product Type.

****:

Lot No. Code, code change with Lot No.

