

BRCS015N04SZC

Rev.B Feb.-2023

/ Descriptions

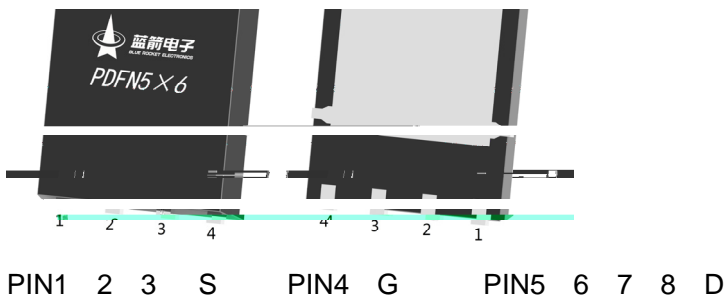
PDFN5×6 N
N-Channel MOSFET in a PDFN5× 6 Plastic Package.

/ Features

Low $R_{DS(ON)}$ to minimize conductive loss; low Gate Charge for fast switching; Low Thermal resistance; HF Product.


/ Applications

Battery Management.



/ Marking

See Marking Instructions.

<i>@ f</i> Parameter	<i>... Z</i> Symbol	<i>f ›</i> Rating	<i>% y</i> Unit
Drain-Source Voltage	V_{DS}		

BRCS015N04SZC

Ô ? d • Ž ¢ / Electrical Characteristic Curve

Ø □ =) ϕ / Package Dimensions

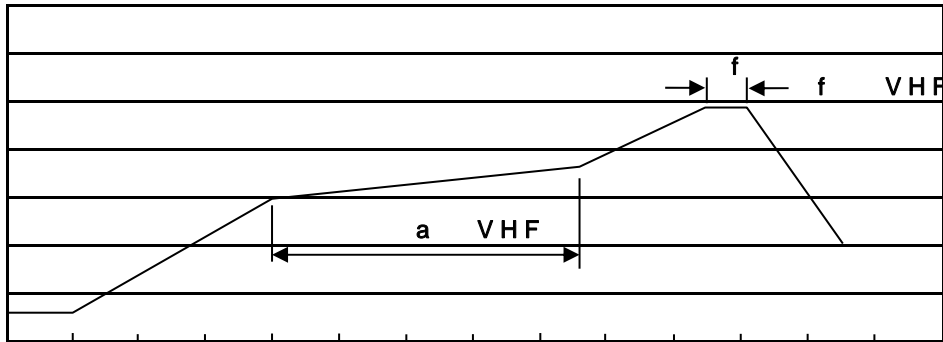
, M y f / Marking Instructions

BR
015N04S

^a ç y
(8 y , [W A
015N04S y D } ° Z
 y ÿ D Z W A k š ÿ D Z J

Note y
BR y Company Code
015N04S y Product Type
****. Lot No. Code, code change with Lot No

š WD t ... • Ž Ć (x /) / Temperature Profile for IR Reflow Soldering(Pb-Free)



^a Ć y

1o• Ä ½ " † 150 ½180 - k ž • 60 ½90sec;

2o• Q › " † 245 r5 - k ž • 4 Ò 5 r0.5sec;

3o•D N ò i Ò 0 , † 2 ½10 - /sec.

Note:

1.Preheating:150~180 - , Time:60~90sec.

2.Peak Temp.:245 r5 - , Duration:5 r0.5sec.

3. Cooling Speed: 2~10 - /sec.

ÂD /Cã p ~ »] / Resistance to Soldering Heat Test Conditions

" † y 260 r5 -

ž • y 10 r1 sec.

Temp.:260±5

Time:10±1 sec

G P á / Packaging SPEC.

2 & x / REEL

Package Type / x ¥ "	Units ;>û iH					Dimension ;>û p . (unit /Enm ³)		
	Units/Reel Q 2&	Reels/Inner Box 2& "	Units/Inner Box Q "	Inner Boxes/Outer Box " "	Units/Outer Box Q "	Reel	Inner Box	Outer Box
PDFN5 h 6	5000	2	10000	6	60000	13" h 12	360 h 360 h 50	380 h 335 h 366

„ Æ y f / Notices