

BRC5035N06SHZC

Rev.A May.-2024

/ Descriptions

PDFN5² 6 N

N-Channel MOSFET in a PDFN5x6 Plastic Package.

/ Features

$V_{DS} (V) = 60V$ $I_D = 111A (V_{GS} = \pm 20V)$

$R_{DS(ON)} @ 10V = 3.6m\Omega (Typ. 3.45m\Omega)$

HF Product.

/ Applications

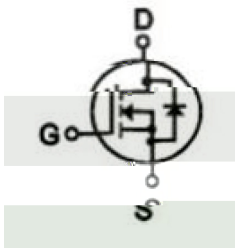
MB/NB/UMPC/VGA

Buck

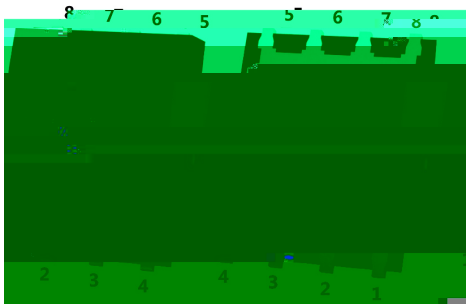
-

Battery Management, High Frequency Point-of-Load Synchronous Buck Converter for MB/NB/UMPC/VGA, Networking DC-DC Power System, Load Switch.

/ Equivalent Circuit



/ Pinning



PIN1 2 3 S PIN4 G PIN5 6 7 8 D

Pin	极性
1	S
2	S
3	S
4	G
5	D
6	D
7	D
8	D

/ Marking

See Marking Instructions.

BRCs035N06SHZC

Rev.A May.-2024



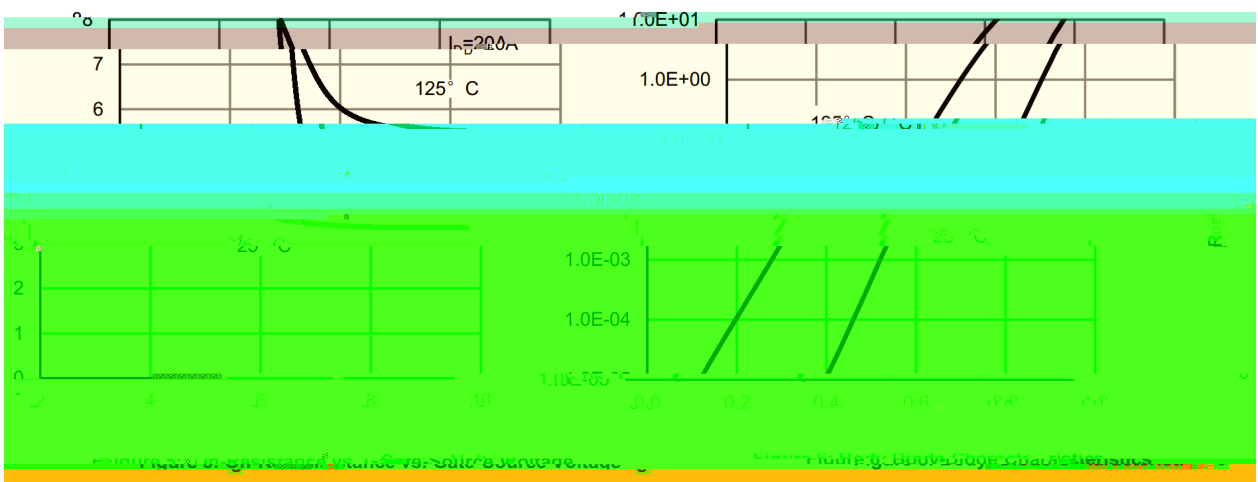
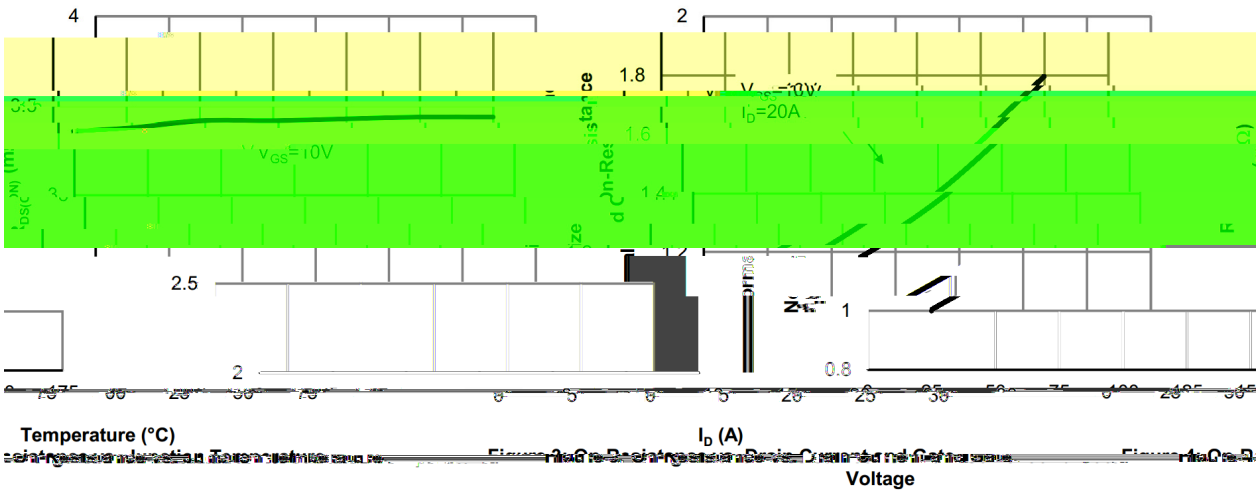

DATA SHEET

Parameter	Symbol	Rating	Unit
Drain-Source Voltage	V_{DS}	60	V
Continuous Drain Current	I_D	111	A
Pulsed Drain Current	I_{DM}	227	A
Gate-Source Voltage	V_{GS}	± 20	V


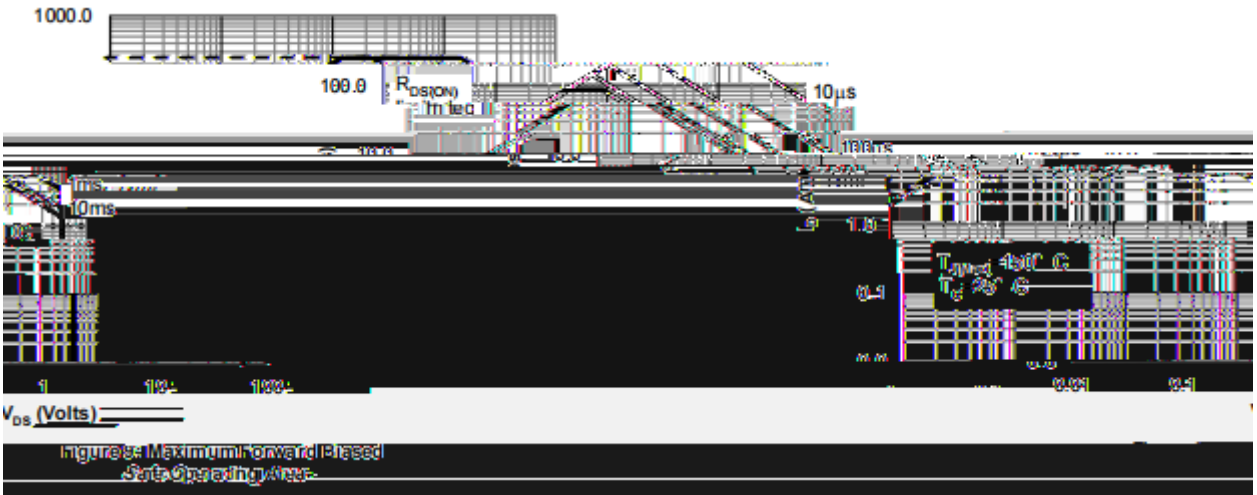
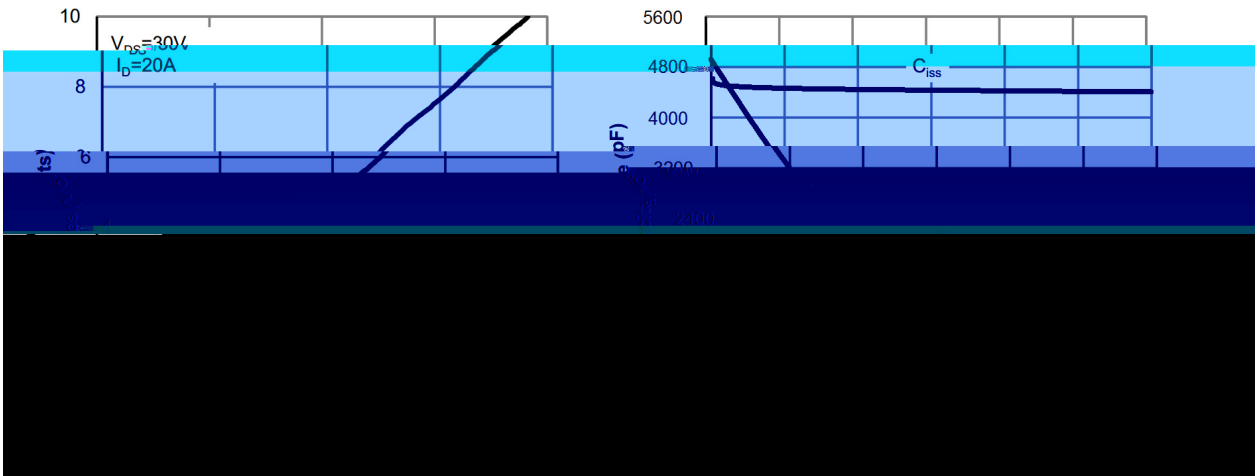
/ Electrical Characteristics(Ta=25)

Parameter	Symbol	Test Conditions	Min	Typ	Max	Unit
Turn-On Delay Time	$t_{d(on)}$	$V_{GS}=10V$ $V_{DS}=30V$ $R_L=1.5$ $R_{GEN}=3$		13		ns
Turn-On Rise Time	t_r			4		
Turn-Off Delay Time	$t_{d(off)}$			47		
Turn-Off Fall Time	t_f			6.5		

/ Electrical Characteristic Curve



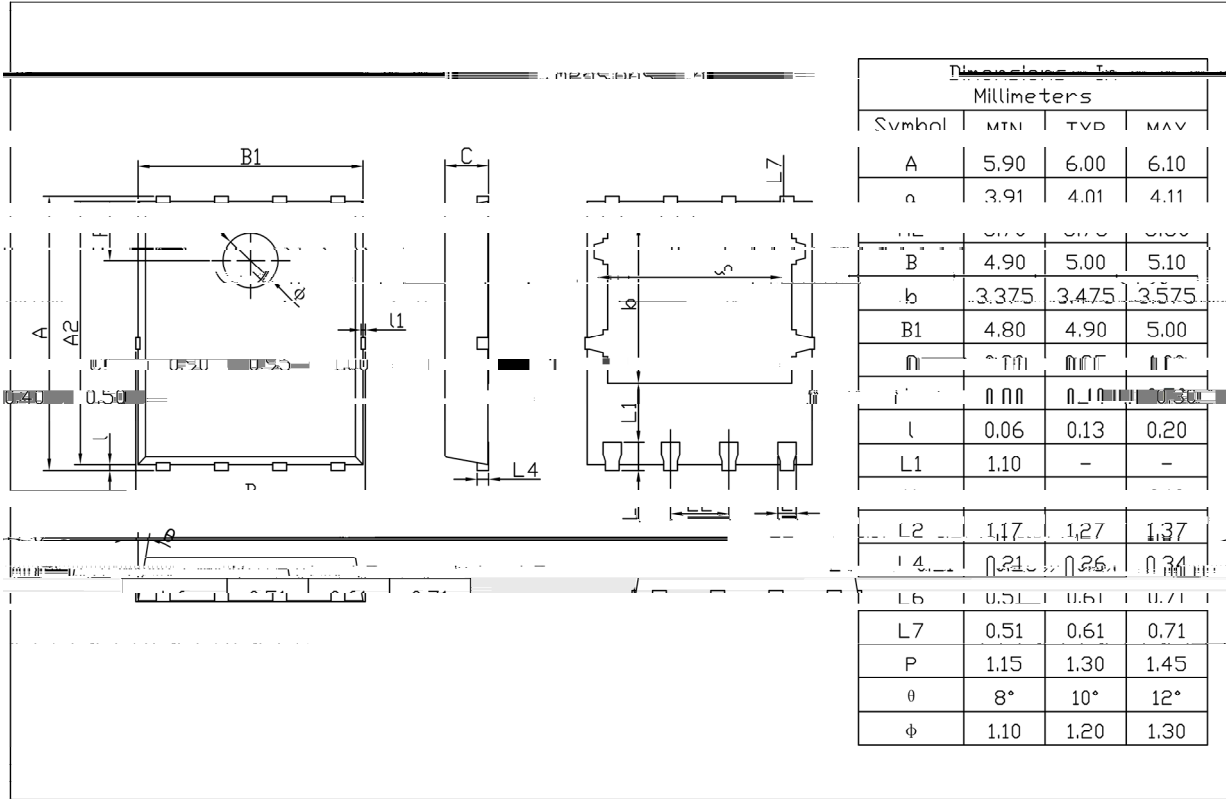
/ Electrical Characteristic Curve



/ Package Dimensions

PDFN5 X6

Unit:mm



Rev.01 202209

/ Marking Instructions



- 9|
- 035N06SH
- !!!!
- Note
- BR Company Code
- 035N06SH Product Type Code
- ****: Lot No. Code, code change with Lot No

BRCS035N06SHZC
Rev.A May.-2024