

# B RCS035N10SHZCQ

Rev.A Jun.-2022



DATA SHEET

## / Descriptions

N-Channel MOSFET in a PDFN5x6 Plastic Package.

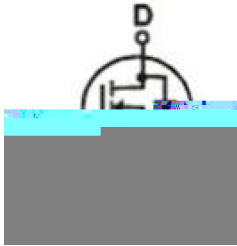
## / Features

Low  $R_{DS(ON)}$  to minimize conductive  $I_{loss}$ ; low Gate Charge for fast switching; Low Thermal resistance; Qualified to AEC-Q101 Standards for High Reliability; HF Product.

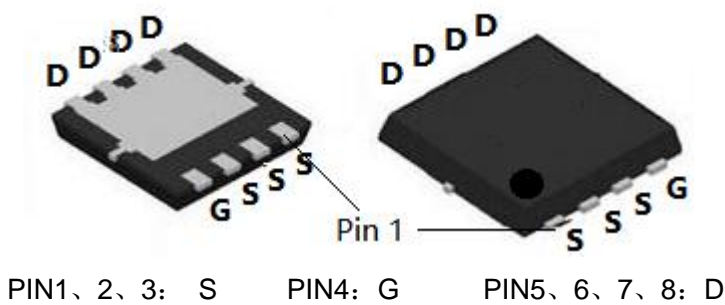
## / Applications

Battery Management, High Frequency Point-of-Load Synchronous Buck Converter for MB/NB/UMPC/VGA, Networking DC-DC Power System, Load Switch, Meet the stringent requirements of automotive applications.

## / Equivalent Circuit



## / Pinning



Pin	极性
1	S
2	S
3	S
4	G
5	D
6	D
7	D
8	D

## / Marking

See Marking Instructions.

# **BRCS035N10SHZCQ**

Rev.A Jun.-2022

**DATA SHEET**

<http://>

Parameter	Symbol	Test Conditions	Min	Typ	Max	Unit
Turn-On Delay Time	$t_{d(on)}$	$V_{GS}=10V$ $R_L=2.5\ \Omega$		19		ns
		$V_{DS}=50V$ $R_{GEN}=3\ \Omega$				S =3
		d( )				

# **BRCS035N10SHZCQ**

Rev.A Jun.-2022

**DATA SHEET**

# BRCS035N10SHZCQ


Rev.A Jun.-2022



DATA SHEET

/

**/ Package Dimensions**



**/ Marking Instructions**

BR

Q

035N10SH

\*\*\*\*

Note:

BR:           Company Code

Q:

**BRCS035N10SHZCQ**

Rev.A Jun.-2022

**DATA SHEET**