

/ Descriptions

JF G\$/ E MOS N-Channel MOSFET in a SOP-8 Plastic Package.

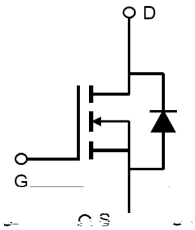
/ Features

I; J FE I f? J
Low $R_{DS(ON)}$, Low Gate Charge, Optimized for fast-switching, RoHS.


/ Applications

; : & : 8: & : &
Synchronous Rectification in DC/DC and AC/DC Converters, Isolated DC/DC Converters in Telecom and Industrial.

/ Equivalent Circuit



/ Pinning



PIN1:S PIN 2:S PIN 3 S PIN 4 G
PIN5 PIN 6 PIN 7 PIN 8:D

/ h_{FE} Classifications & Marking


See Marking Instructions.

BRCS4266SC


/ Electrical Characteristics(Ta=25)

Parameter	Symbol	Test Conditions	Min	Typ	Max	Unit
Input Capacitance	C_{iss}	$V_{DS}=30V$ $V_{GS}=0V$ $f=1.0MHz$		1340		pF
Output Capacitance	C_{oss}			123		
Reverse Transfer Capacitance	C_{rss}			10		
Gate resistance	R_g	$f=1.0MHz$	0.7	1.5	2.3	
Total Gate Charge(10V)	Q_g	$V_{DD}=10V$ $I_D=10A$ $V_{DS}=30V$		21	30	nC
Total Gate Charge(4.5V)				9.0	15	
Gate-Source Charge	Q_{gs}			4.7		
Gate-Drain Charge	Q_{gd}			2.6		
Turn-On Delay Time	t					

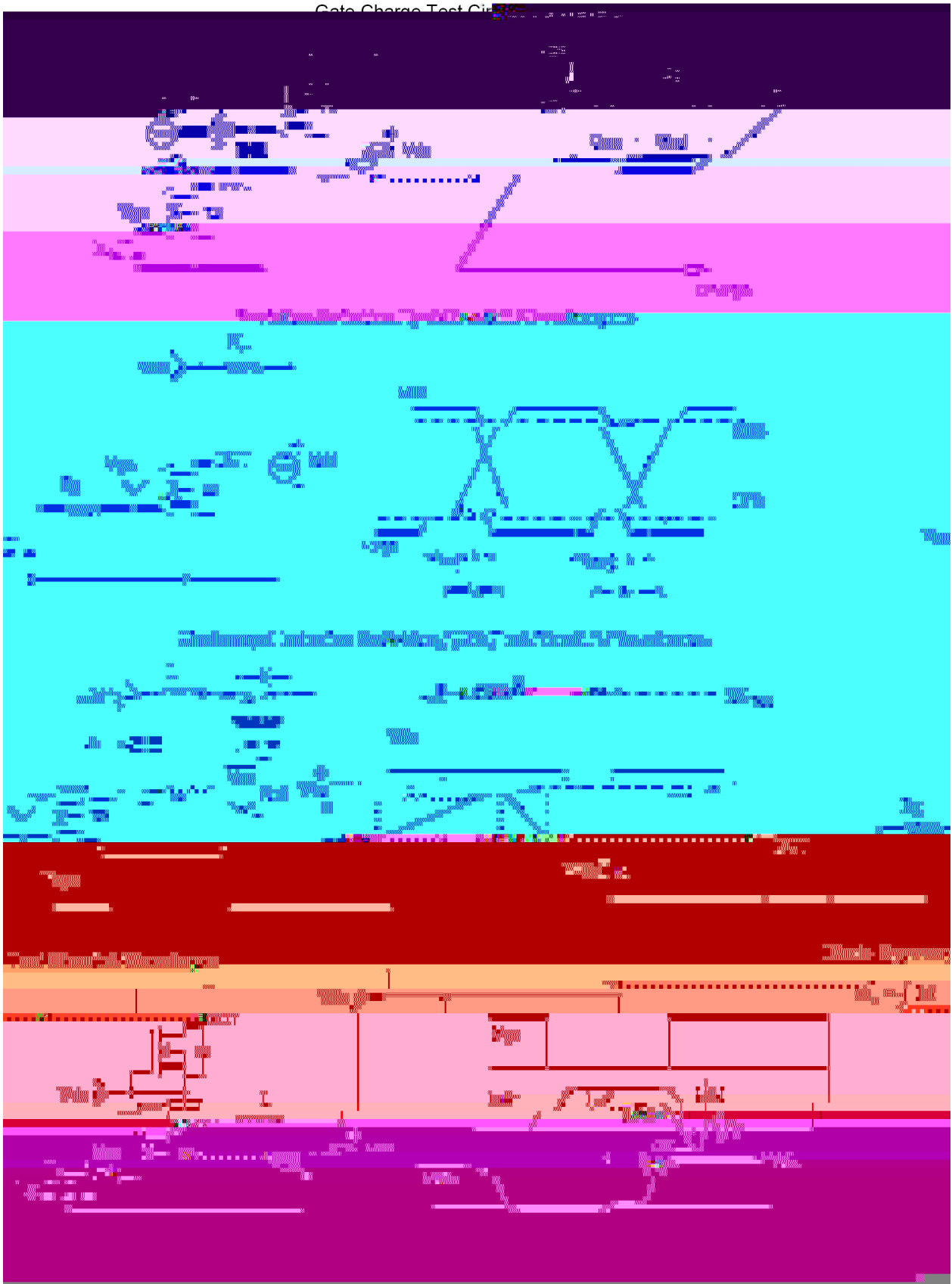
/ Electrical Characteristic Curve



/ Electrical Characteristic Curve

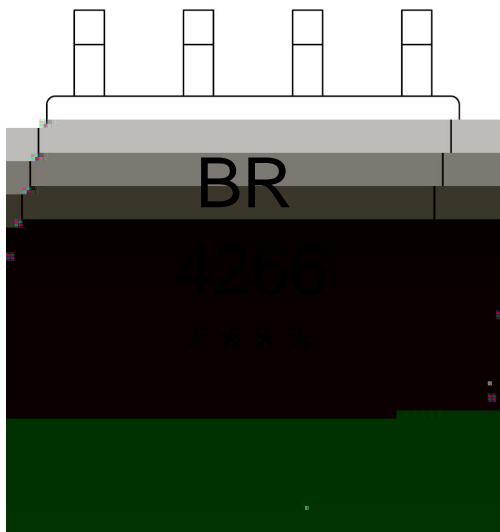


/ Test Circuit & Waveform



/ Package Dimensions

/ Marking Instructions



BR

+) --

!!!!

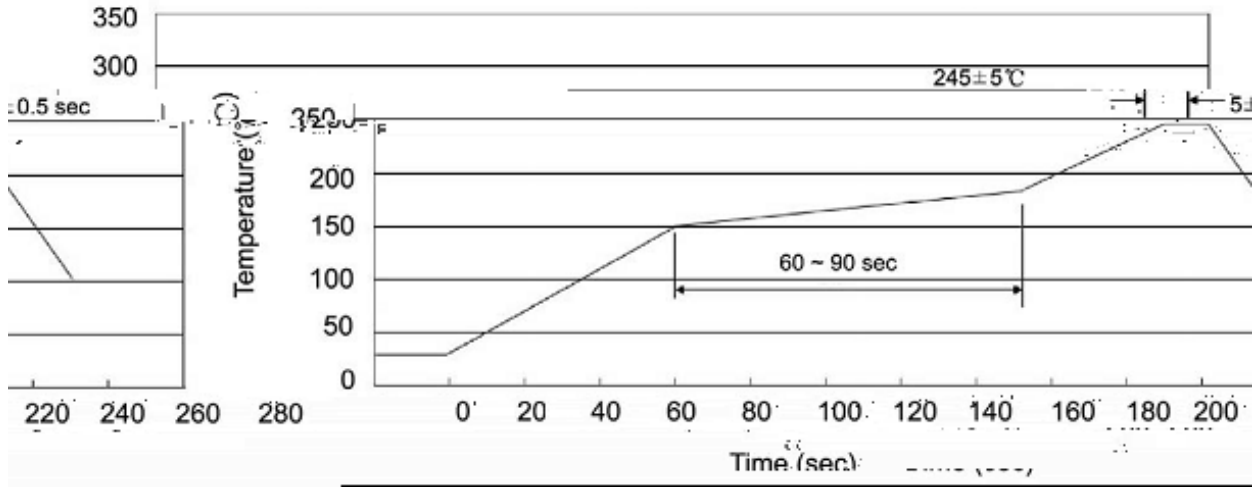
Note:

BR: Company Code.

4266 Product Type.

****: Lot No. Code, code change with Lot No.

() / Temperature Profile for IR Reflow Soldering(Pb-Free)



Note: