

BRCS4614YAQ

BRCS4614YAQ



DATA SHEET

		μ				
						μ

\pm

N- / N-CHANNEL Electrical Characteristic Curve


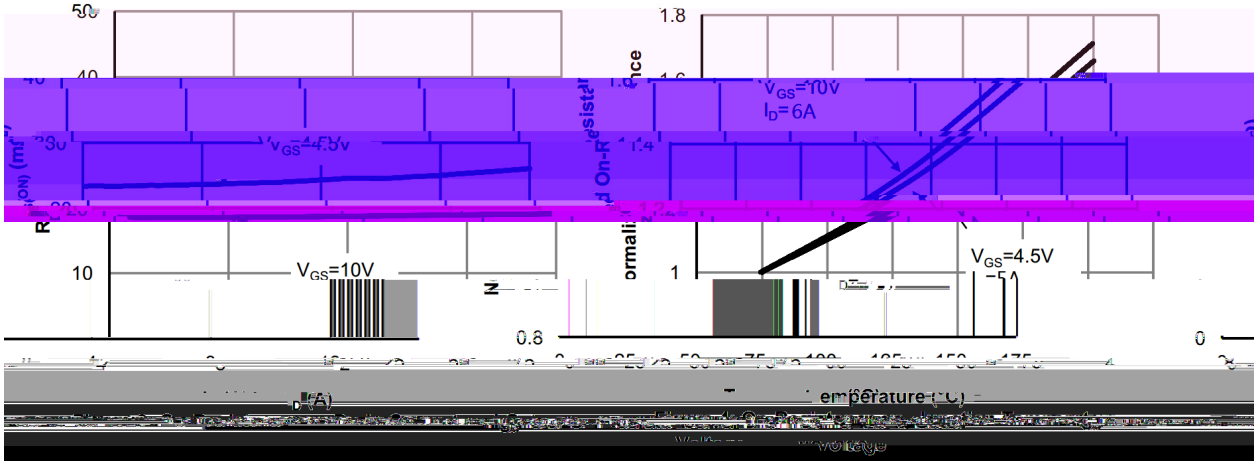
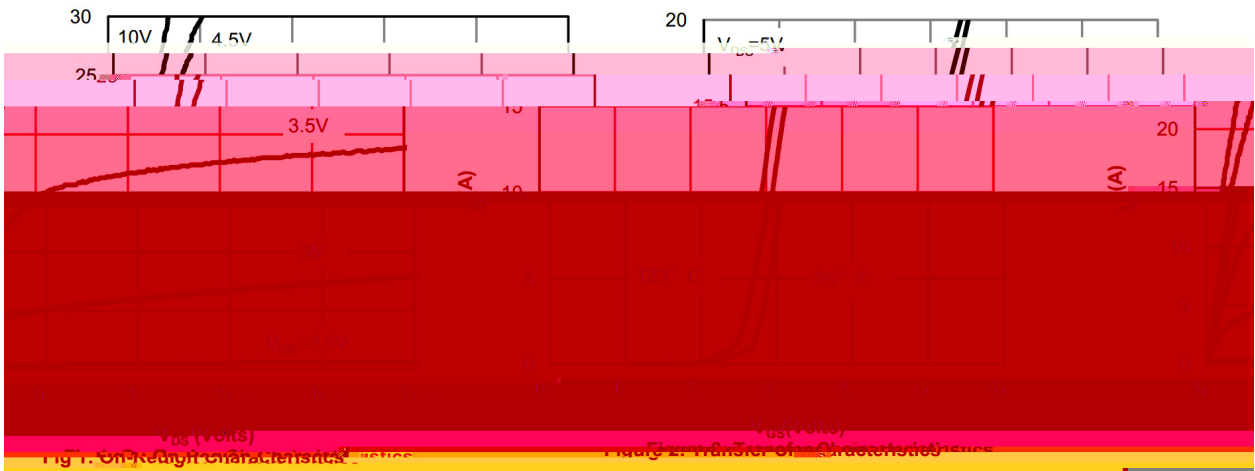


Figure 5: On-Resistance vs. Gate-Source Voltage

BRCS4614YAQ



DATA SHEET

		μ				
						μ

BRCS4614YAQ



DATA SHEET

P- / P-CHANNEL Electrical Characteristic Curve

P- / P-CHANNEL Electrical Characteristic Curve

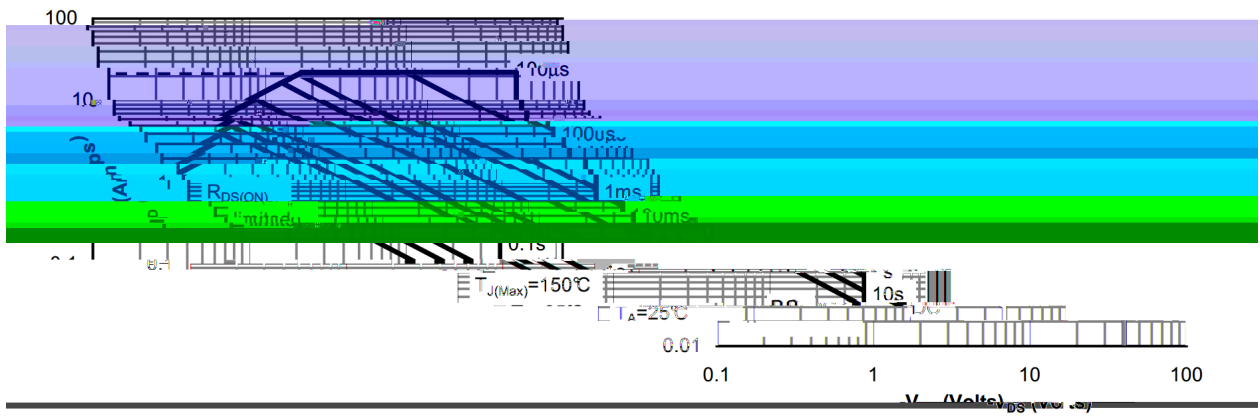




Figure 20: Maximum Forward Biased Safe Operating Area

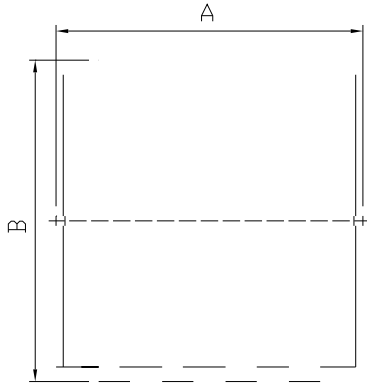
Operating Area



/ Package Dimensions

PDFN3X3-8L

Unit:mm



Dimensions In Millimeterer			
Symbol	MIN	TYP	MAX
A	3.20	3.30	3.40
A1	3.10	3.15	3.20
B	3.20	3.30	3.40
B1	2.95	3.00	3.05

Rev.00 202011

/ Marking Instructions

