

N TO-252

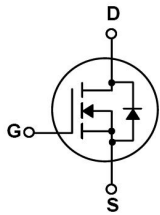
N-CHANNEL MOSFET in a TO-252 Plastic Package.

Low $R_{DS(on)}$, low gate charge, low C_{rss} , fast switching. Halogen-free Product.

Low $R_{DS(on)}$, low gate charge, low C_{rss} , fast switching. Halogen-free Product.

DC/DC

Suited for low voltage applications such as automotive, DC/DC Converters, and high efficiency switching for power management in portable and battery operated products.



PIN 1 G

PIN 2 D

PIN 3 S

PIN 4 D

See Marking Instructions.

Parameter	Symbol	Rating	Unit
Drain-Source Voltage	V_{DSS}	20	V
Drain Current	$I_D(T_C=25^\circ\text{C})$	60	A
	$I_D(T_C=100^\circ\text{C})$	50	A
Drain Current - Pulsed	I_{DM}	210	A
Gate-Source Voltage	V_{GS}	± 12	V
Avalanche Current	I_{AS}	18.3	A
Avalanche energy L=0.5mH	E_{AS}	268	mJ
Power Dissipation	$P_D(T_C=25^\circ\text{C})$	100	W
	$P_D(T_C=100^\circ\text{C})$	50	W
Junction and Storage Temperature Range	T_j T_{stg}	-55 150	
Maximum Junction-to-Ambient Steady-State	R_{JA}	62 RJAD	

Parameter	Symbol
-----------	--------

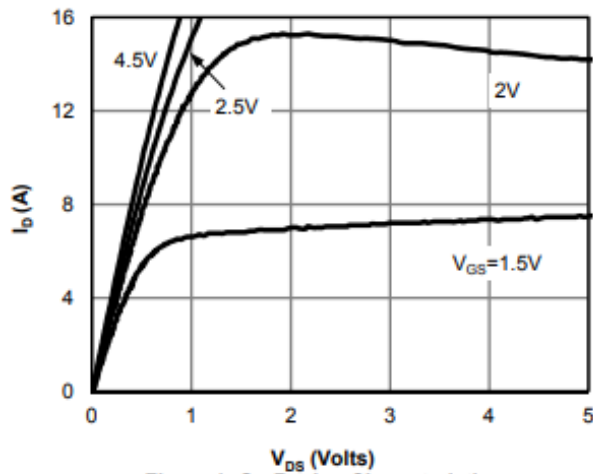


Figure 1: On-Region Characteristics.

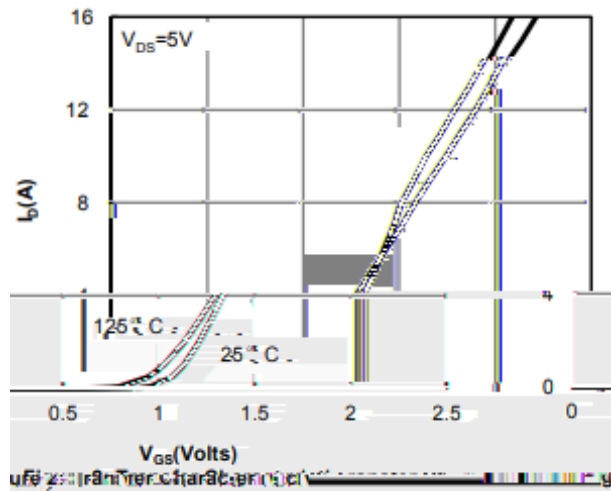


Figure 2: Transfer Characteristics.

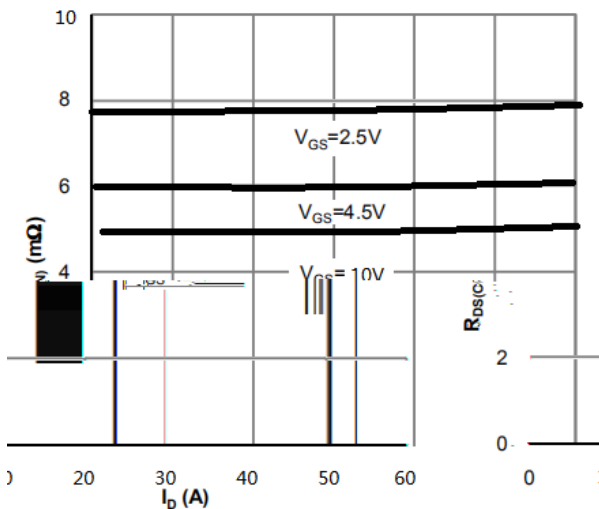


Figure 3: On-Resistance vs. Drain Current and Gate Voltage

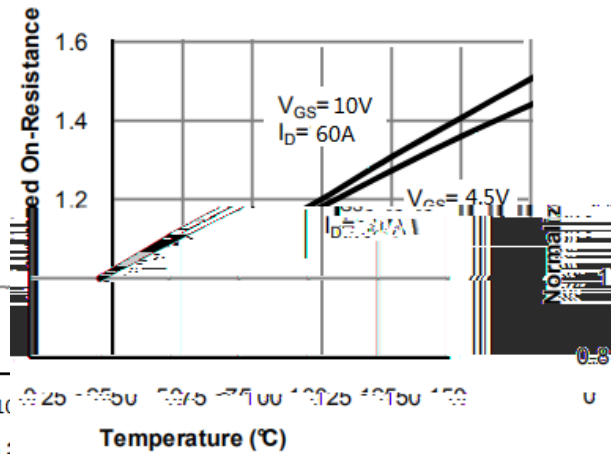


Figure 4: On-Resistance vs. Junction Temperature

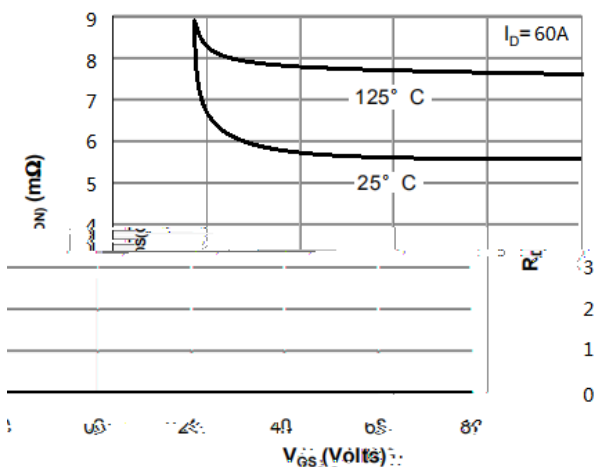


Figure 5: On-Resistance vs. Gate-Source Voltage

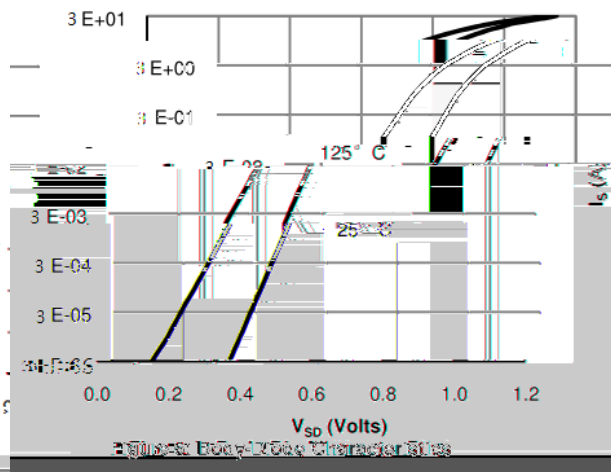


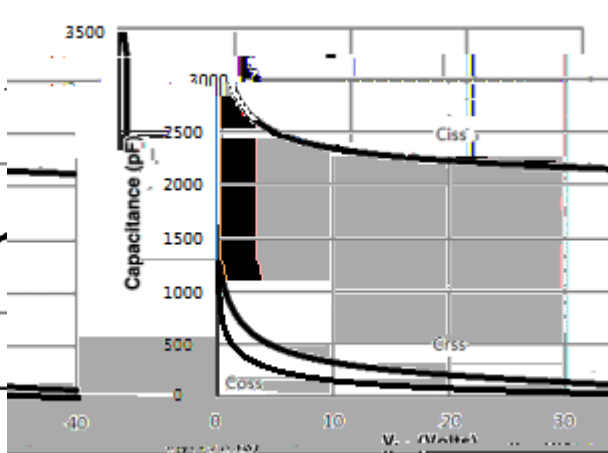
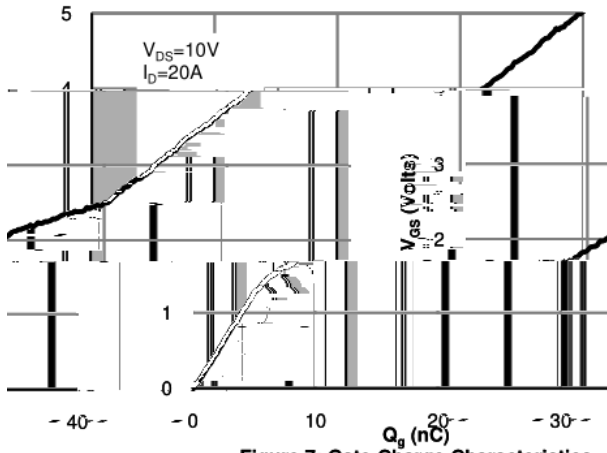
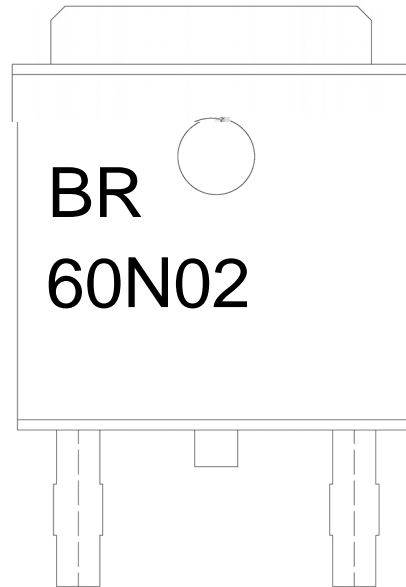


Figure 6: Body Diode Characteristic





BR

60N02

!!!!

Note:

BR: Company Code

60N02: Product Type Code.

***: Lot No. Code, code change with Lot No.

