


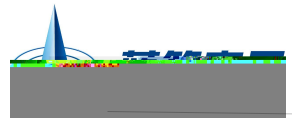
D	2016-5				
E	2020-8-14	1			
F	2021-4-26	ALL			




Rev.F Apr.-2021

TO-252 N MOS  
N-CHANNEL MOSFET in a TO-252 Plastic Package.

Low gate charge, low crss, fast switching. HF Product.



Parameter	Symbol	Rating	Unit
Drain-Source Voltage	$V_{DSS}$	600	V



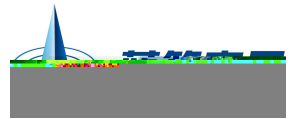


Parameter	Symbol	Test Conditions	Min	Typ	Max	Unit
Input Capacitance	$C_{iss}$	$V_{DS}=25V$ $V_{GS}=0V$ $f=1.0MHz$		278		pF
Output Capacitance	$C_{oss}$			20		pF
Reverse Transfer Capacitance	$C_{rss}$			5		pF

Turn-On Delay Time


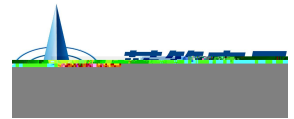
$t_{d(on)}$

$V_{DD}=300V$      $I_D=2.0A$   
 $R_G=25$



Rev.F Apr.-2021

http://



BR

2N60


\*\*\*\*

Note:

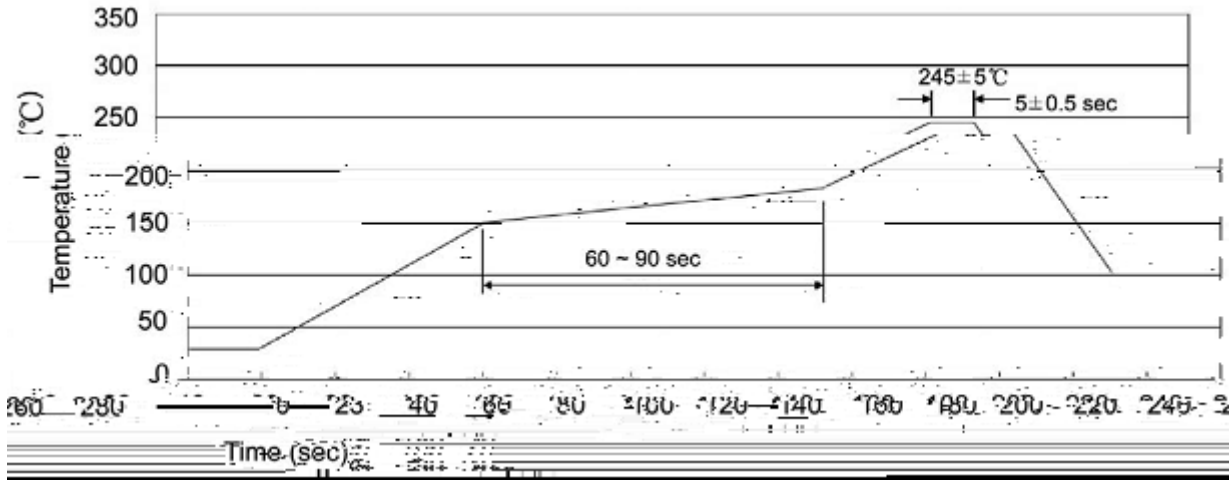
BR: Company Code.

2N60: Product Type.

\*\*\*\*: Lot No. Code, code change with Lot No.



Temperature Profile for IR Reflow Soldering(Pb-Free)



Note:

- |   |       |     |    |           |                                         |
|---|-------|-----|----|-----------|-----------------------------------------|
| 1 | 25    | 150 | 60 | 90sec;    | 1.Preheating:25~150 , Time:60~90sec.    |
| 2 | 245±5 |     |    | 5±0.5sec; | 2.Peak Temp.:245±5 , Duration:5±0.5sec. |
| 3 |       |     | 2  | 10 /sec.  | 3. Cooling Speed: 2~10 /sec.            |