


Table with 6 columns and 1 row header.

A	2022.4.21	ALL	AOS-AOD600A70		
B	2022.5.26	2,3,4,5	YC-RMX65R380SN_ReV1.0		



TO-252 N 650V

N-CHANNEL 650V Super-Junction Power MOSFET in a TO-252 Plastic Package.

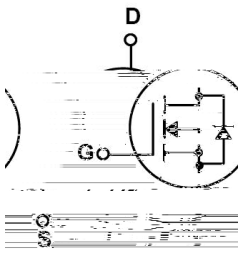
Low R_{DS(on)}, low gate charge, low C_{rss}, fast switching, HF Product.

Low R_{DS(on)}, low gate charge, low C_{rss}, fast switching, HF Product.


DC/DC

Suited for low voltage applications such as automotive, DC/DC Converters, and high efficiency switching for power management in portable and battery operated products.

TO-252 N 650V




TO-252 N 650V



PIN 1 G PIN 2 D PIN 3 S PIN 4 D

See Marking Instructions.


See Marking Instructions.



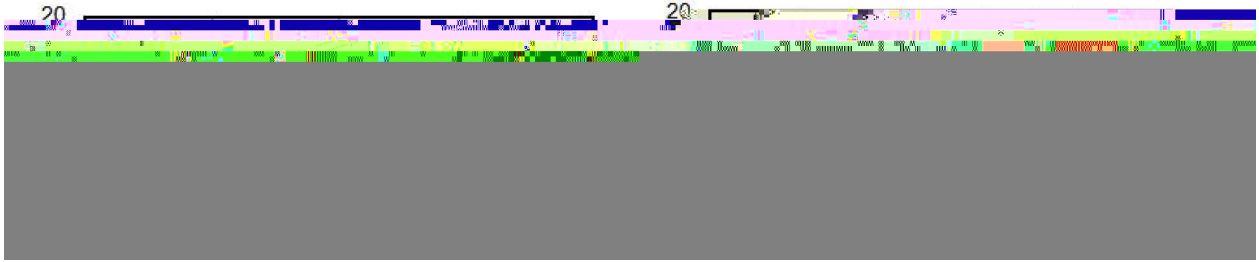
I

Parameter	Symbol	Rating	Unit
Drain-Source Voltage	V_{DSS}	650	V
Drain Current	$I_D(T_c=25^\circ C)$	8.5	A
Drain Current - Pulsed	I_{DM}	34	A
Gate-Source Voltage	V_{GS}	± 30	V
Single Pulsed Avalanche Energy	E_{AS}	108	mJ



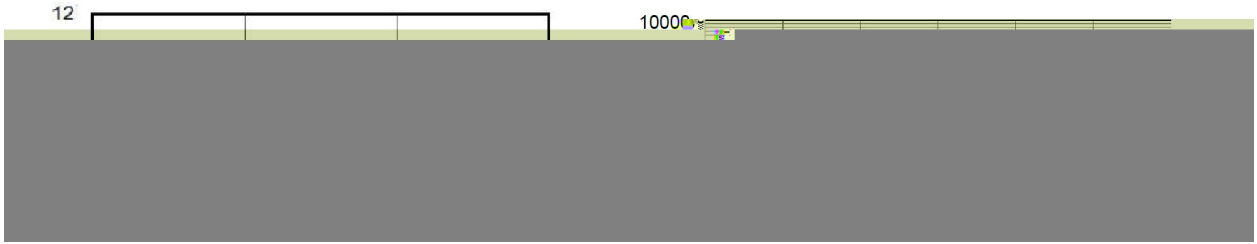
Parameter						



11 Ži 1 † 3ž&0%"&+3i ~ ?+%"&0ž%"#0"&i ~ 2%! ži

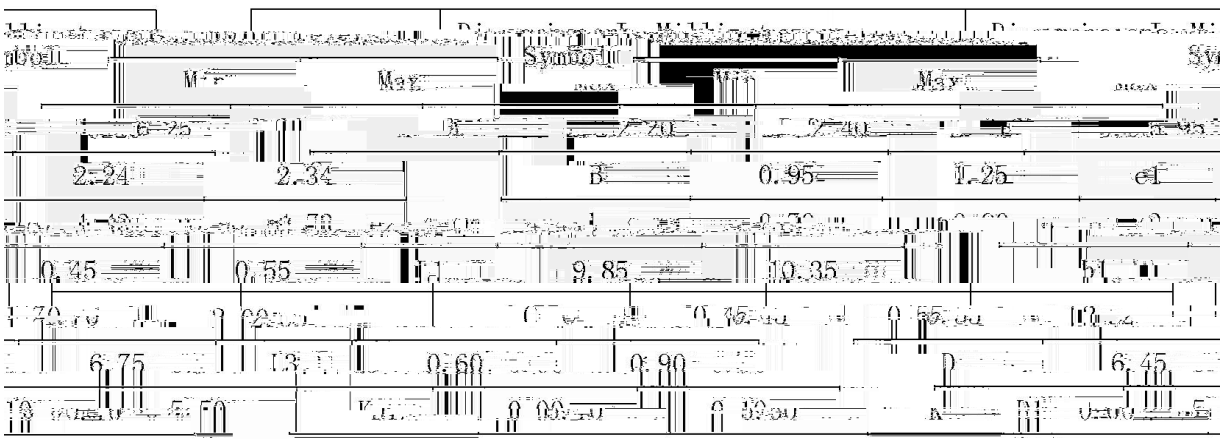
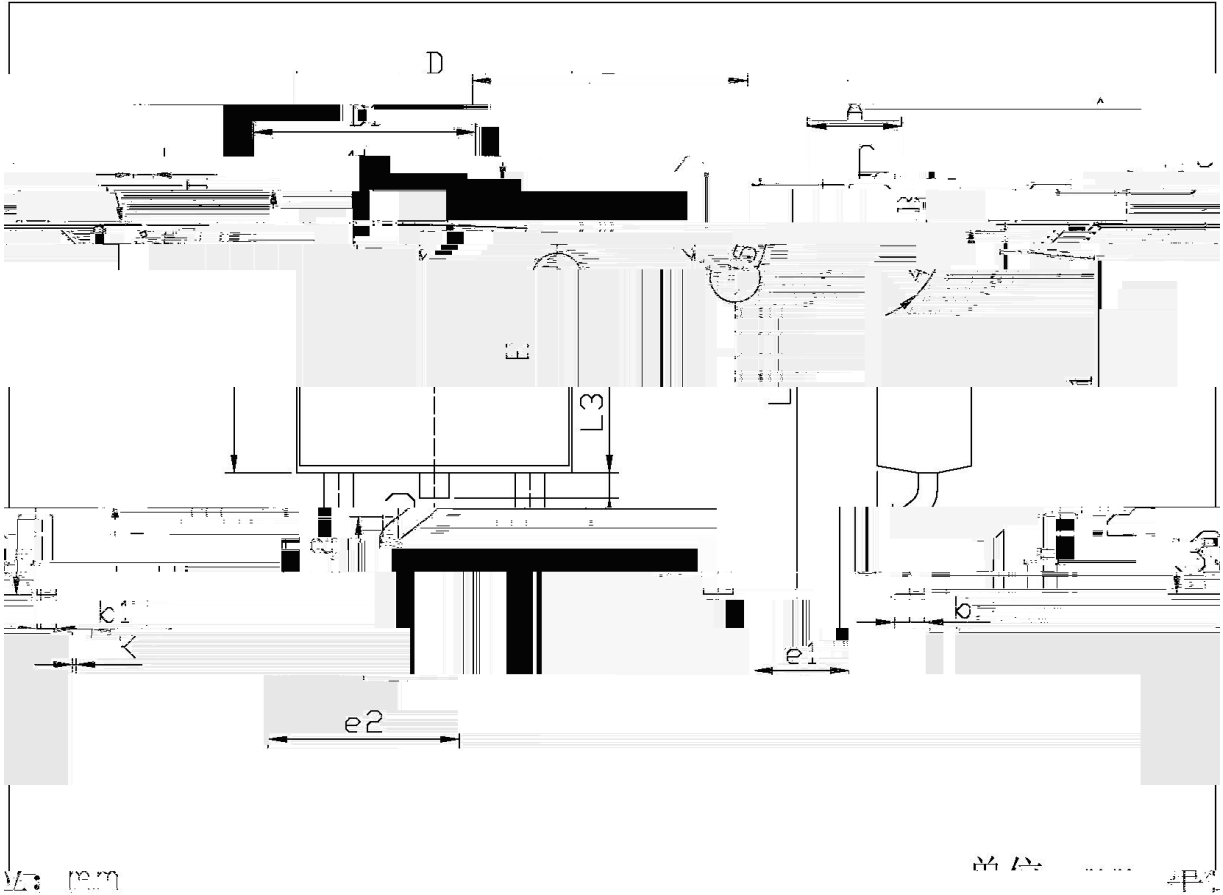


††Ž†† †3ž&0%"&+3†† ~ ?+%"&0ž%"#0"&†† ~ 2%!ž††



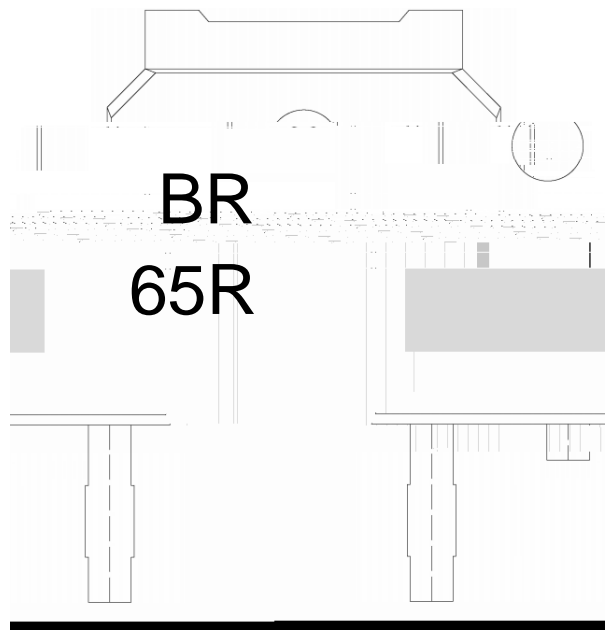


11ž15+&,+.ž1'';ž-#''-#1



11 11 * +%, "- . 1A - #0%2&0" ' - #1

0C



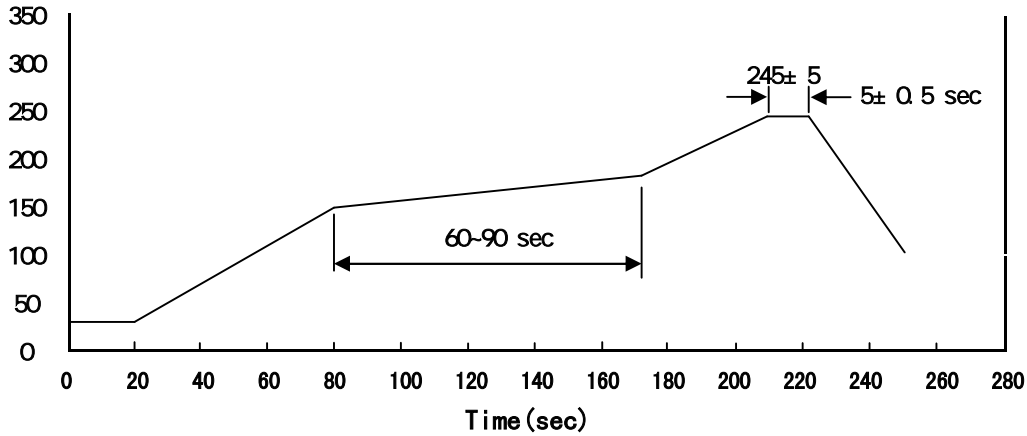
BR
 65R650C

Note:

BR: Company Code
 65R650C: Product Type Code
 ****: Lot No. Code, code change with Lot No



< > I I I I I



Note:

- | | | | | | |
|---|-------|-----|-----------|--------|--|
| 1 | 150 | 180 | 60 | 90sec; | 1.Preheating:150~180°C, Time:60~90sec. |
| 2 | 245±5 | | 5±0.5sec; | | 2.Peak Temp.:245±5°C, Duration:5±0.5sec. |
| 3 | | 2 | 10°C/sec. | | 3. Cooling Speed: 2~10°C/sec. |

I I I I I ~ Ž# #0+ - & Ži0' ifl ' 3\$Ž%" - . iŁ.Ž+0ifiz#0i ~ ' - \$"0" ' - #i

260±5°C 10±1 sec. Temp.:260±5°C Time:10±1 sec

I I Ži I 5+&, +. " - . ifl 5 Ł ~ Bı

/ REEL

Package Type	Units					Dimension (unit mm ³)		
						"		

/ TUBE

Package Type	Units					Dimension (unit mm ³)		

I I Ži I C'0"&Ž#