

5 é / Descriptions

TO-252 N 3 700V Y È W + ä « | • 'ož
N-CHANNEL 700V Super-Junction Power MOSFET in a TO-252 Plastic Package.

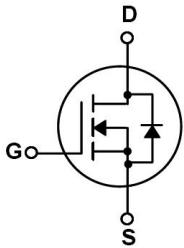
α^a / Features

8*9 u 4 k y > z k) x y 4 k • ¼, † ½ k —)í D }ož
Low R_{DS(on)}, low gate charge, low C_{rss}, fast switching, HF Product.

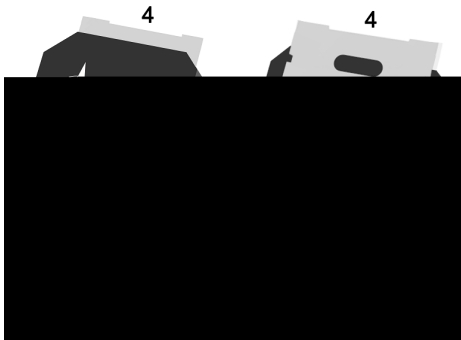
Đ ÷ / Applications

9 z 9 è ò y V ñ èo • *) *) ô Eo • Ž ` " D } › ä | ô Eož
Suited for low voltage applications such as automotive, DC/DC Converters, and high efficiency switching for power management in portable and battery operated products.

Ã W] Ô . / Equivalent Circuit



• Ū - æ / Pinning



PIN 1 y G

PIN 2 y D

PIN 3 y S

PIN 4 y D

, M V / Marking


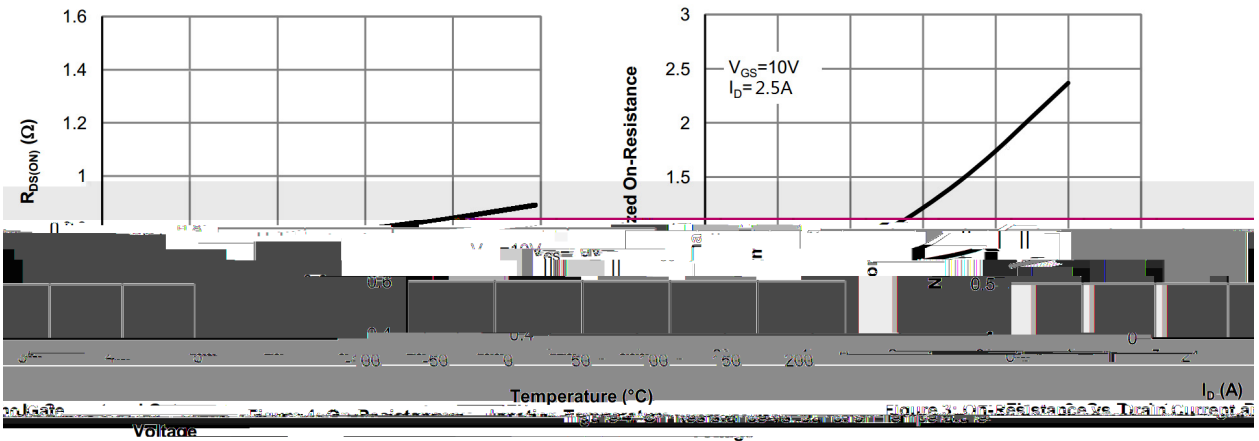

• - ~^a ϕož

See Marking Instructions.

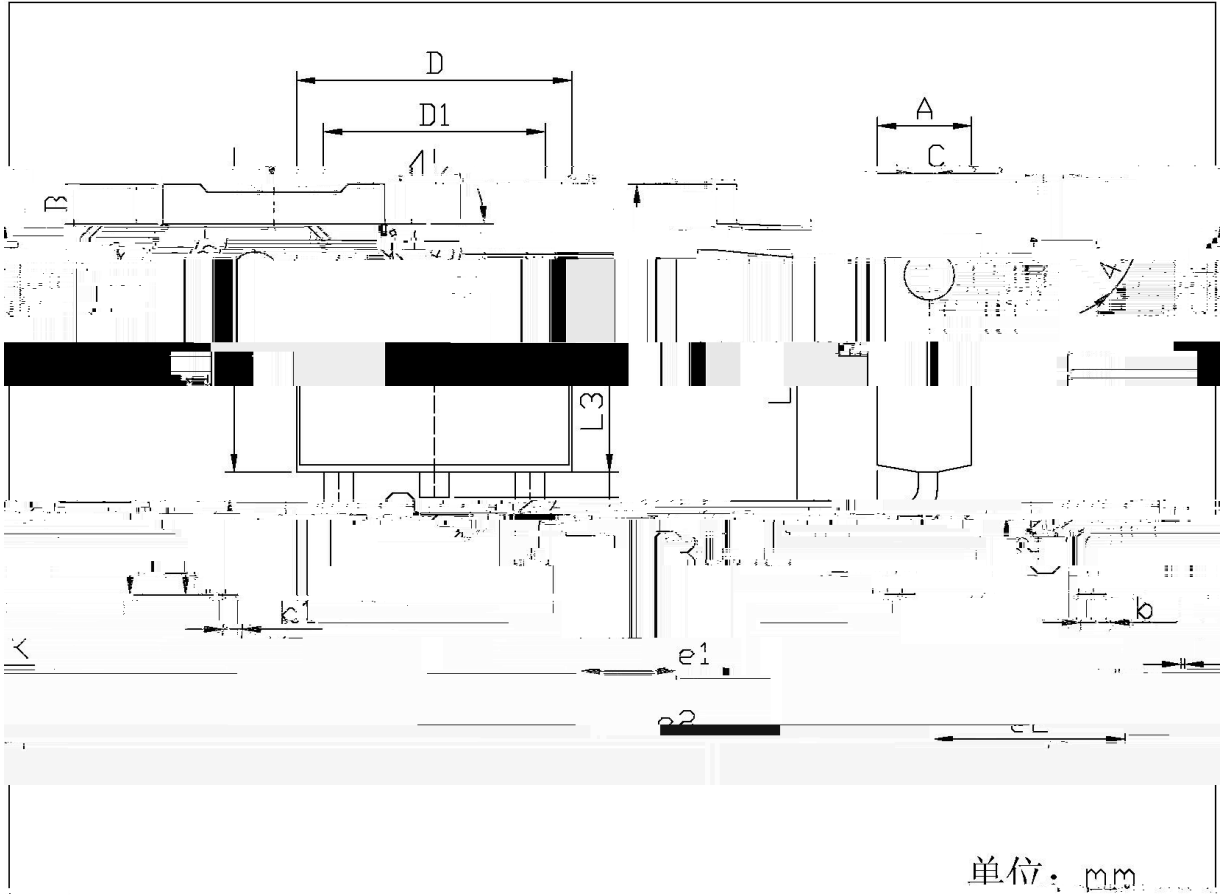
BRD70R900C

@ f Parameter	... Z Symbol	y i Ú ^ Test Conditions	Â 4 › Min	Á ° › Typ	Â Ý › Max	% y Unit
Continuous Diode Forward Current	I _s				5.5	A
Total Gate Charge	Q _g	V _{DS} =560V I _D =5.0A V _{GS} =10V		13		nC

Electrical Characteristic Curve



∅ □ =) ∅ / Package Dimensions



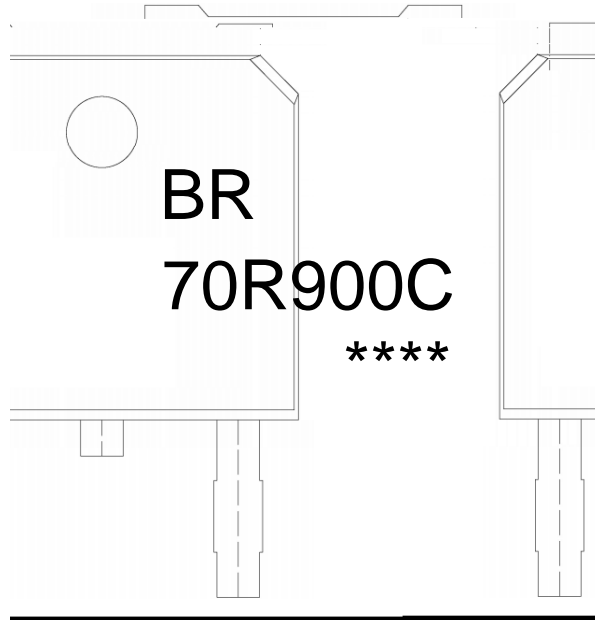
单位: mm

Dimensions		Millimeters		Dimensions		In Millimeters	
Min	Max	Symbol	Value	Min	Max	Symbol	Value
2.34		B	0.95	1.25		e1	2.24
7.72			0.70	1.00			0.95
	0.45	b1	0.55		1.59		10.35
	0.45		0.55		1.59		10.35
	0.90		6.45		6.76	L3	0.68
0.70	0.70		0.10		5.10		5.50
							K

252

T0-2

, M y f / Marking Instructions



^a ϕ y
BR y , [W A
8) y ° Z W A
y ÿ D Z W A k š ÿ D Z J

Note:

- BR: Company Code
- 70R900C: Product Type Code
- ****: Lot No. Code, code change with Lot No

BRD70R900C
Rev.A Jul.-2024