



Parameter	Symbol	Rating	Unit
Drain-Source Voltage	$V_{DSS}$	600	V
Drain Current	$I_D$	7	A
Drain Current - Pulsed	$I_{DM}$	28	A
Gate-Source Voltage	$V_{GSS}$	$\pm 30$	V
Single Pulsed Avalanche Energy	$E_{AS}$	500	mJ
Repetitive Avalanche Energy	$E_{AR}$	54	mJ
Single Pulse Avalanche Current	$I_{AS}$	3.3	A
Power Dissipation	$P_D(T_C=25^\circ C)$	95	W
Junction and Storage Temperature Range	$T_J, T_{STG}$	-55 to 150	
Thermal Resistance, Junction-to-Case	$R_{JC}$	1.32	/W
Thermal Resistance, Junction-to-Ambient	$R_{JA}$	62	/W



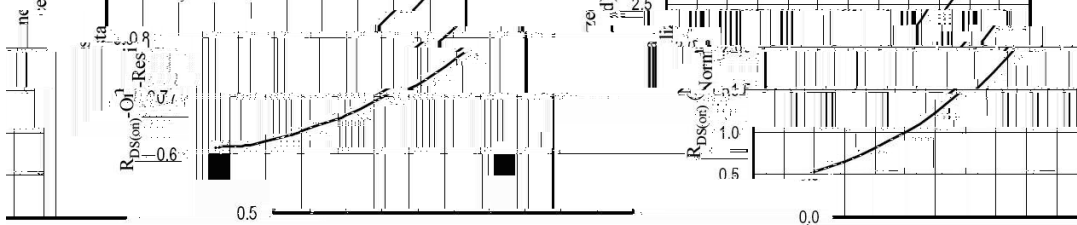
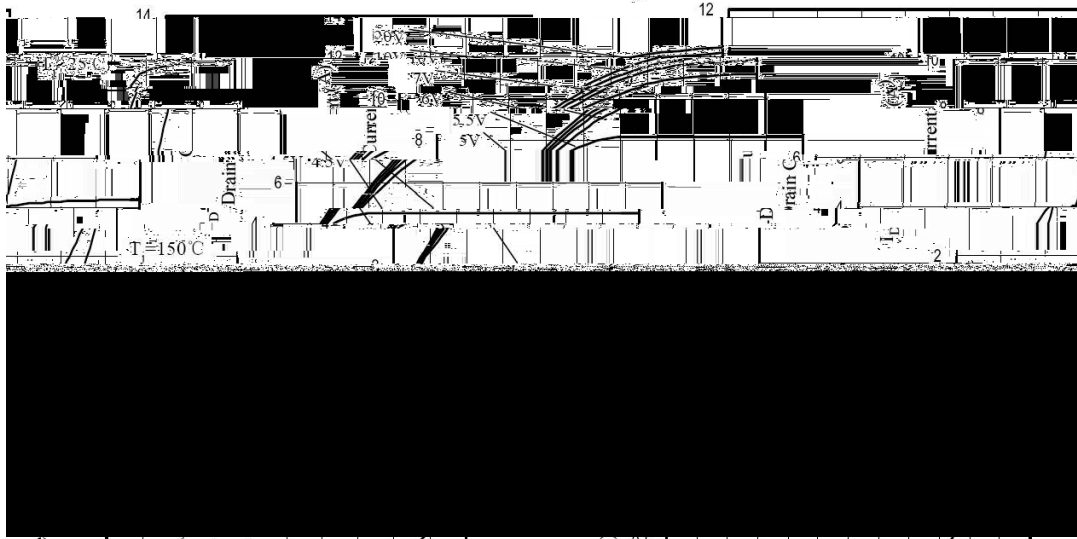
Parameter	Symbol	Test Conditions	Min	Typ	Max	Unit
Drain-Source Breakdown Voltage	$BV_{DSS}$	$V_{GS}=0V$ $I_D=250 A$	600			V

Zero Gate Voltage Drain Current  $I_{DSS}$

/ **Electrical Characteristic Curve**

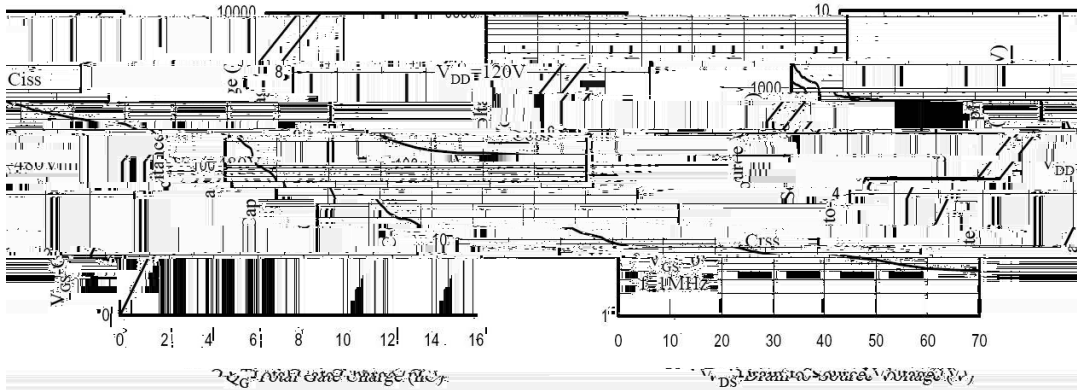
**Figure1. Output Characteristics ( $T_j=25^\circ\text{C}$ )**

**Figure5. Transfer Characteristics**

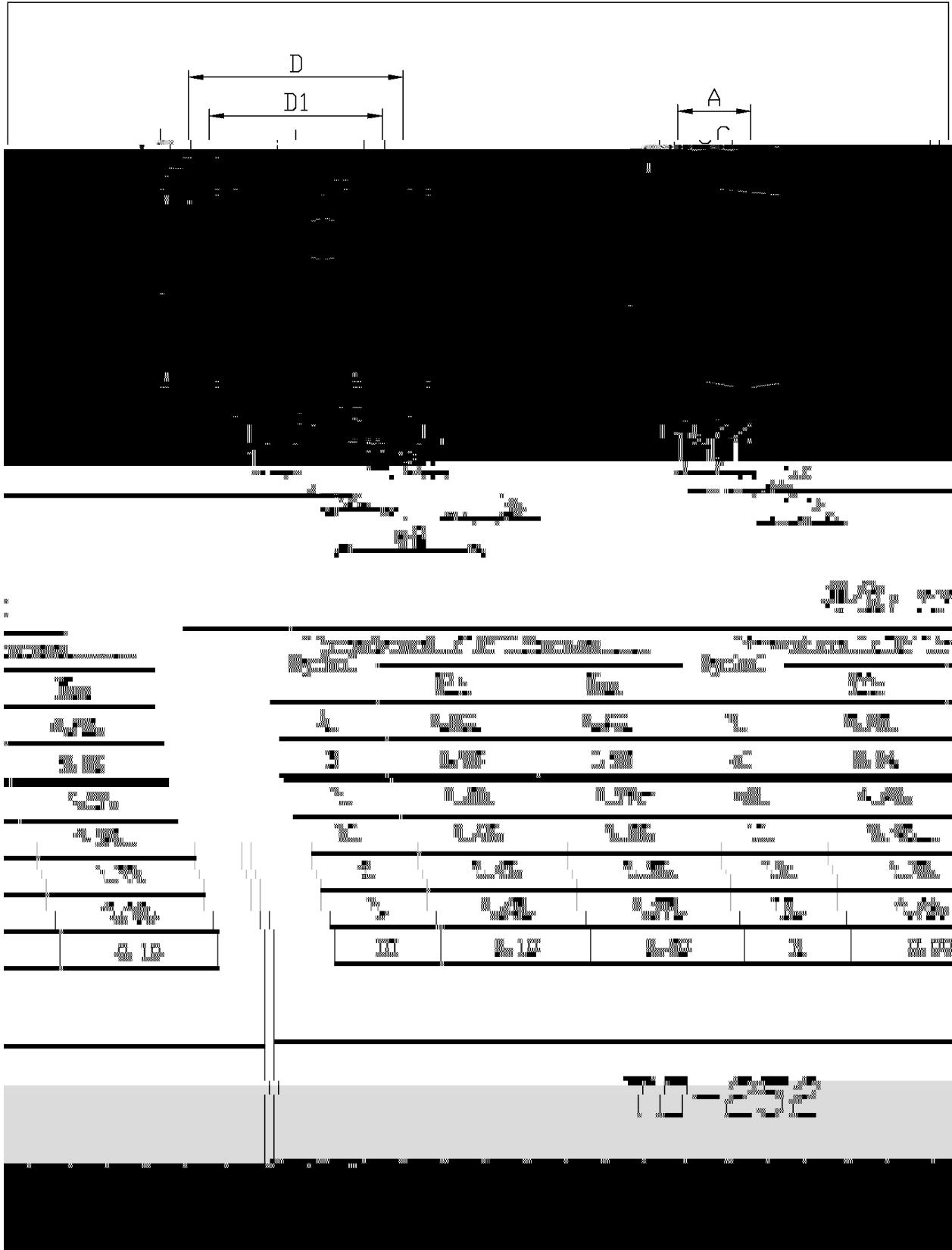


**Figure7. Capacitance**

**Figure8. Gate Charge**



/ Package Dimensions






# BRD7N60

Rev.E Feb.-2017

( ) / Tem



- 1            25 15C
- 2            245±5
- 3

/

260±5

/ Packagi

/ REEL

Package Type	Units/Reel
	/

TO-252	2,500
--------	-------

/ TUBE

Package Type	Units/Tube
	/

TO-251/252	75
------------	----

/ Notice