

/ Descriptions

TO-251 N MOS N-CHANNEL MOSFET in a TO-251 Plastic Package.

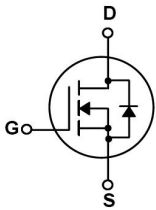
/ Features

Low gate charge, low crss, fast switching.


/ Applications

These devices are well suited for high efficiency switching DC/DC converters and switch mode power supplies.

/ Equivalent Circuit



/ Pinning



PIN1 G PIN 2 D PIN 3 S

/ h_{FE} Classifications & Marking

See Marking Instructions.

/ Absolute Maximum Ratings(Ta=25)

Parameter	Symbol	Rating	Unit
Drain-Source Voltage	V_{DSS}	650	V
Drain Current	$I_D(T_C=25)$	5.0	A
Drain Current	$I_D(T_C=100)$	2.6	A
Drain Current - Pulsed	I_{DM}	18	A
Gate-Source Voltage	V_{GSS}	±30	V
Single Pulsed Avalanche Energy	E_{AS}	210	mJ
Repetitive Avalanche Energy	E_{AR}	10	mJ
Avalanche Current	I_{AR}	4.5	A
Power Dissipation	$P_D(T_C=25)$	54	W
Operating and Storage Temperature Range	T_J, T_{STG}	-55 to 150	

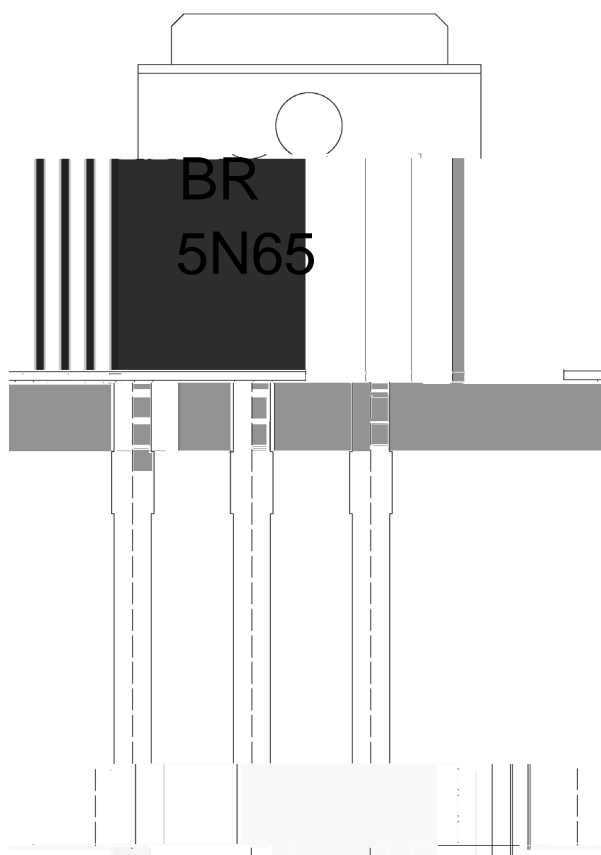
/ Electrical Characteristics(Ta=25)

Parameter	Symbol	Test Conditions	Min	Typ	Max	Unit
Drain-Source Breakdown Voltage	BV_{DSS}	$V_{GS}=0V$ $I_D=250\mu A$	650			V
Zero Gate Voltage Drain Current	I_{DSS}	$V_{DS}=650V$ $V_{GS}=0V$			1.0	μA
		$V_{DS}=480V$ $T_C=125$			10	μA
Gate-Body Leakage Current, Forward	I_{GSS}	$V_{GS}=\pm 30V$ $V_{DS}=0V$			±0.1	μA
Gate Threshold Voltage	$V_{GS(th)}$	$V_{DS}=V_{GS}$ $I_D=250\mu A$	2.0		4.0	V
Static Drain-Source On-Resistance	$R_{DS(on)}$	$V_{GS}=10V$ $I_D=2.25A$		2.0	2.5	
Forward Transconductance	g_{FS}	$V_{DS}=40V$ $I_D=2.25A$		4.7		S
Drain-Source Diode Forward Voltage	V_{SD}	$V_{GS}=0V$ $I_S=4.5A$			1.4	V
Input Capacitance	C_{iss}	$V_{DS}=25V$ $V_{GS}=0V$ $f=1.0MHz$		515	670	pF
Output Capacitance	C_{oss}			55	72	pF
Reverse Transfer Capacitance	C_{rss}			6.5	8.5	pF
Turn-On Delay Time	$t_{d(on)}$	$V_{DD}=300V$ $I_D=4.5A$ $R_G=25$		10	30	ns
Turn-On Rise Time	t_r			42	90	ns
Turn-Off Delay Time	$t_{d(off)}$			38	85	ns
Turn-Off Fall Time	t_f			46	100	ns

/ **Electrical Characteristic Curve**

BRI5N65

/ Marking Instructions



BR

5N65

!!!!


Note:

BR: Company Code

5N65: Product Type.

****: Lot No. Code, code change with Lot No.

() / Temperature Profile for Dip Soldering(Pb-Free)



1	25	150	60	90sec;	Note:	1.Preheating:25~150 , Time:60~90sec.
2	255..5		5..0.5sec;		2.Peak Temp.:255..5 , Duration:5..0.5sec.	
3		2	10	/sec.	3. Cooling Speed: 2~10 /sec.	

/ Resistance to Soldering Heat Test Conditions

270..5	10..1 sec.	Temp.:270±5	Time:10±1 sec
--------	------------	-------------	---------------

/ Packaging SPEC.

/ BULK

Package Typ