

# BRMBRB3045CTQ

Rev.A Jan.-2024

## / Descriptions

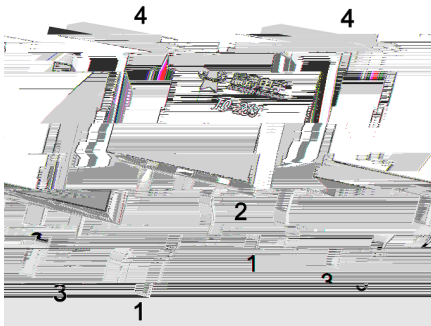
KF \$) - \*

Schottky Diode in a TO-263 Plastic Package.

8<: \$H(' (

Low power loss, high efficiency, Qualified to AEC-Q101 Standards for High Reliability, HF Product.

For use in low voltage,high frequency inverters, free wheeling, and polarity protection applications, Meet the stringent requirements of automotive applications.



PIN1 Anode

PIN 2 4 Cathode

PIN 3 Anode

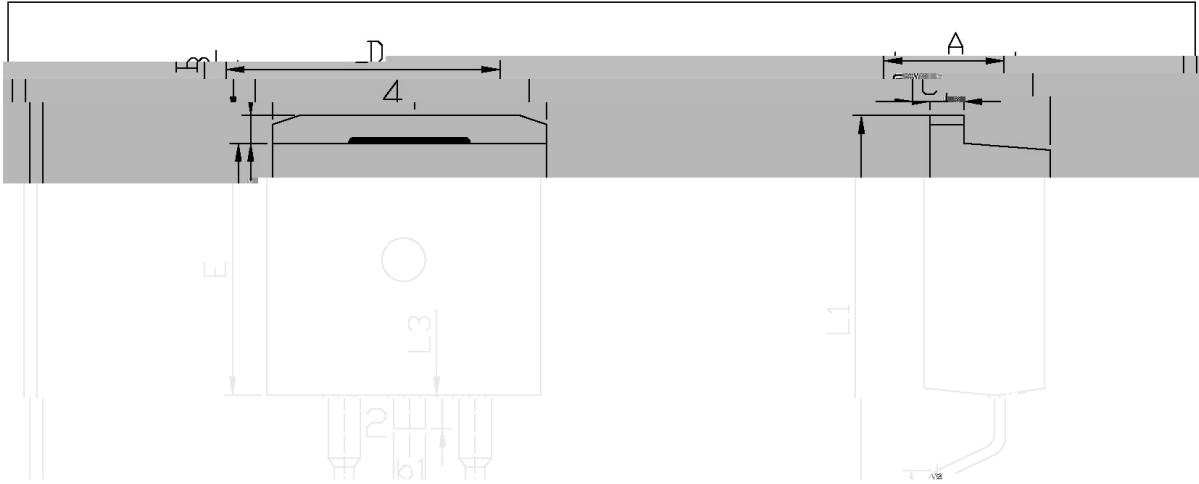
## / Marking

See Marking Instructions.



/ **Electrical Characteristic Curve**

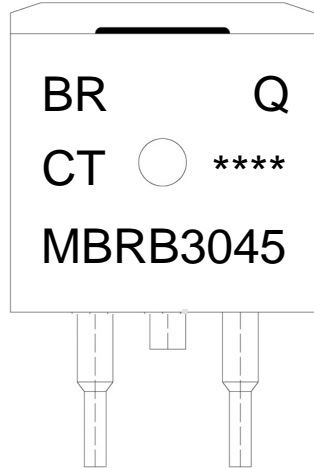
**/ Package Dimensions**



Max	Min	Max	Min
9.14	4.30	4.77	9.00
2.74	1.38	1.40	2.24
5.00	16.00	b1	1.15
			1.35



/ Marking Instructions



9|

Q

D 9| 9\* +,

: K1

!!!!

Note:

BR: Company Code

Q: Automobile halogen-free product Code

MBRB3045 Product Type Code

CT: Internal Structure

\*\*\*\*: Lot No. Code, code change with Lot No

( ) / Temperature Profile for IR Reflow Soldering(Pb-Free)


Note:

- 1            150 200            60 120sec;    1.Preheating:150~200 , Time:60~120sec.
- 2            255..5                    5..0.5sec;    2.Peak Temp.:255..5 , Duration:5..0.5sec.
- 3                            2 10 /sec.            3. Cooling Speed: 2~10 /sec.

/ Resistance to Soldering Heat Test Conditions

605..5