

# BRMJD41C

Rev.A Jul.-2023

## / Descriptions

TO-252

NPN

Silicon NPN transistor in a TO-252 Plastic Package.

## / Features

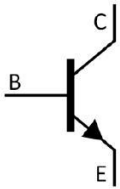
BRMJD 42C

Complement to BRMJD42C, HF product.


## / Applications

Medium power linear switching applications.

## / Equivalent Circuit



## / Pinning



PIN1 Base

PIN 2,4 Collector

PIN 3 Emitter

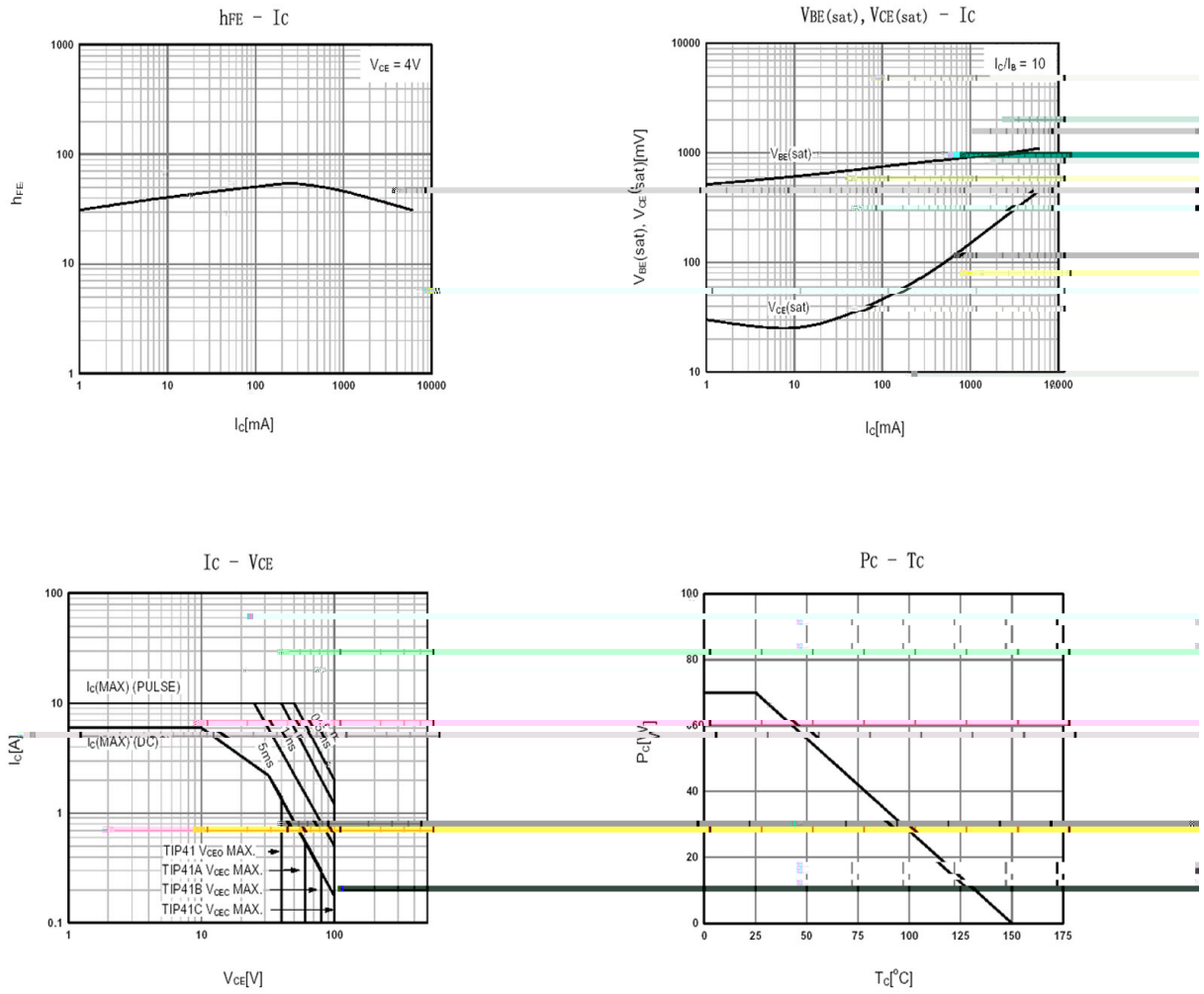
## / h<sub>FE</sub> Classifications & Marking

See Marking Instructions.

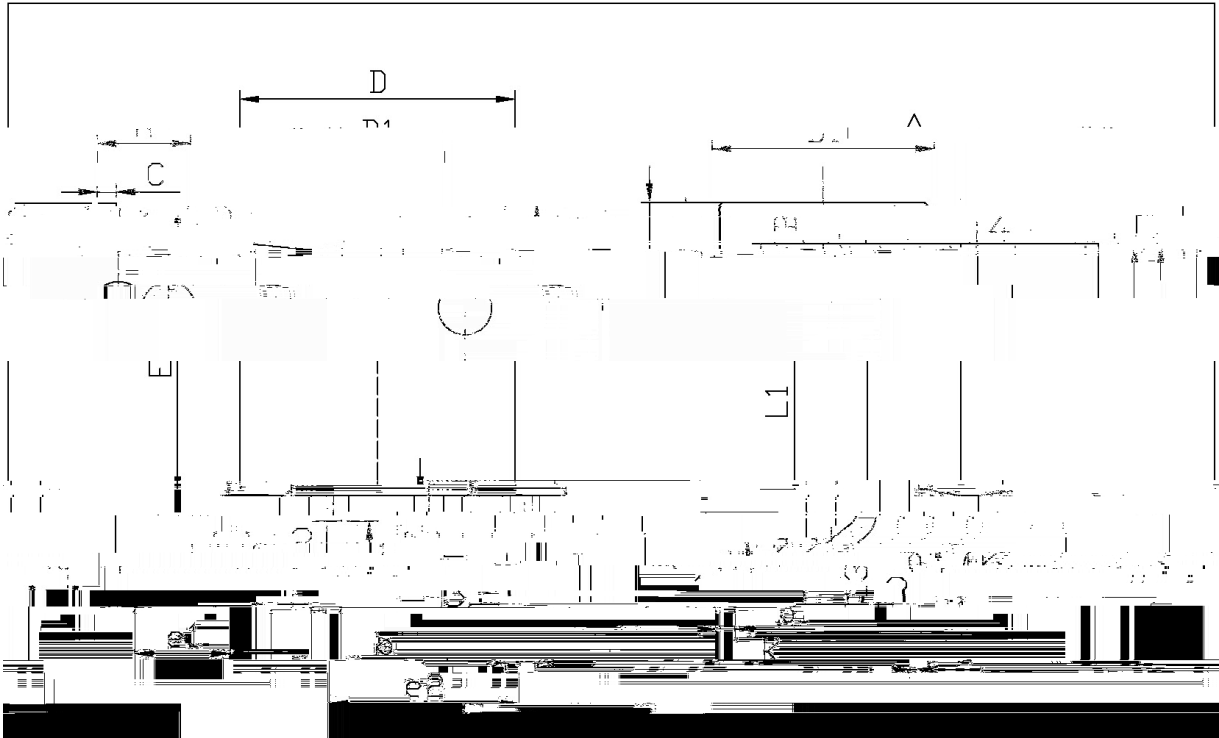
Parameter	Symbol	Rating	Unit
Collector to Base Voltage	$V_{CBO}$	100	V
Collector to Emitter Voltage	$V_{CEO}$	100	V
Emitter to Base Voltage	$V_{EBO}$	5.0	V

E

**/ Electrical Characteristic Curve**



**/ Package Dimensions**



单位: mm

Symbol	Min	Max	Symbol	Min
A	2.30	2.40	E	5.95
B	0.50	0.75	F	4.75
C	0.45	0.55	G	9.95
D	5.10	5.50	H	0.60
E	0.60	0.65	I	0.60
F	0.60	0.65	J	0.60
G	0.60	0.65	K	0.60
H	0.60	0.65	L	0.60
I	0.60	0.65	M	0.60
J	0.60	0.65	N	0.60
K	0.60	0.65	O	0.60
L	0.60	0.65	P	0.60
M	0.60	0.65	Q	0.60
N	0.60	0.65	R	0.60
O	0.60	0.65	S	0.60
P	0.60	0.65	T	0.60
Q	0.60	0.65	U	0.60
R	0.60	0.65	V	0.60
S	0.60	0.65	W	0.60
T	0.60	0.65	X	0.60
U	0.60	0.65	Y	0.60
V	0.60	0.65	Z	0.60

02-252



**BRMJD41C**  
Rev.A Jul.-2023