

## / Descriptions

Silicon PNP transistor in a SOT-23 Plastic Package.

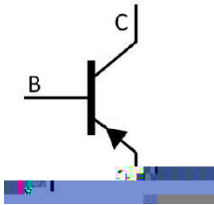
## / Features

Collector currents to 600mA. Halogen free product, Qualified to AEC-Q101 Standards for High Reliability, HF Product.

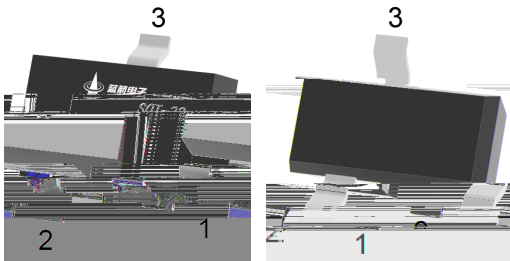
## / Applications

General purpose amplifier, Meet the stringent requirements of automotive applications.

## / Equivalent Circuit



## / Pinning



PIN 1 Base

PIN 2 Emitter

PIN 3 Collector

## / hFE Classifications & Marking


hFE Range	100 300
Marking	Q2F

Parameter	Symbol	Rating	Unit
Collector to Base Voltage	$V_{CBO}$	-60	V
Collector to Emitter Voltage	$V_{CEO}$	-60	V
Emitter to Base Voltage	$V_{EBO}$	-5.0	V
Collector Current	$I_C$	-600	mA
Collector Power Dissipation	$P_C$	350	mW
Junction Temperature	$T_j$	150	
Storage Temperature Range	$T_{stg}$	-55 150	

Parameter	Symbol	Test Conditions	Min	Typ	Max	Unit
Collector to Base Breakdown Voltage	$V_{CBO}$	$I_C=-10\text{ A}$ $I_E=0$	-60			V
Collector to Emitter Breakdown Voltage	$V_{CEO}$	$I_C=-10\text{mA}$ $I_B=0$	-60			V
Emitter to Base Breakdown Voltage	$V_{EBO}$	$I_E=-10\text{ A}$ $I_C=0$	-5.0			V
Collector Cut-Off Current	$I_{CBO}$	$V_{CB}=-50\text{V}$ $I_E=0$			-0.01	A
DC Current Gain	$h_{FE(1)}$	$V_{CE}=-10\text{V}$ $I_C=-150\text{mA}^*$	100		300	
	$h_{FE(2)}$	$V_{CE}=-10\text{V}$ $I_C=-500\text{mA}^*$	50			
	$h_{FE(3)}$	$V_{CE}=-10\text{V}$ $I_C=-10\text{mA}$	100			
	$h_{FE(4)}$	$V_{CE}=-10\text{V}$ $I_C=-1.0\text{mA}$	100			
	$h_{FE(5)}$	$V_{CE}=-10\text{V}$ $I_C=-0.1\text{mA}$	75		79D0	$T_c(8)$

276.260

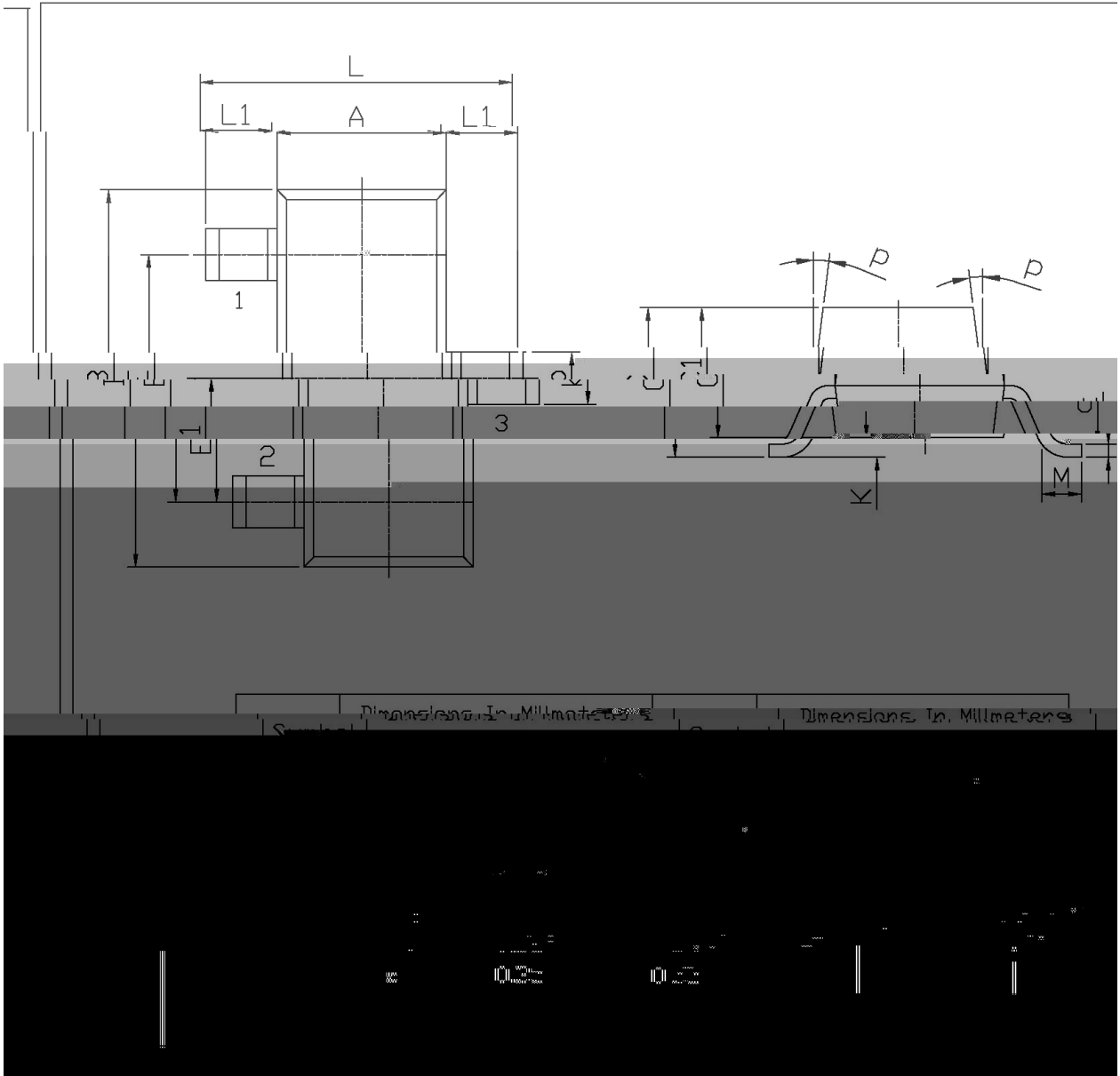
/ **Electrical Characteristic Curve**



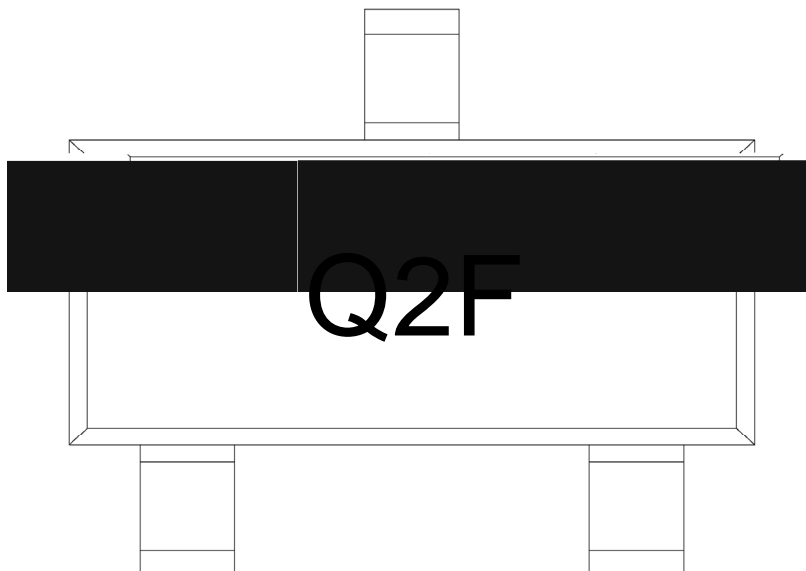
/ Package Dimensions

SOT-23

单位: mm



/ Marking Instructions



2F

Note:

Q: Automobile halogen-free product Code

2F Product Type Code

( ) / K\ d g\ rXk\ r\ Prf ]i\ d ]f r ll I \]f w Jf q \rie^ ŽPY-Fr\ž


Note:

- 1            150 200            60 120sec;    1.Preheating:150~200 , Time:60~120sec.
- 2            255 5                    5 0.5sec;    2.Peak Temp.:255 5 , Duration:5 0.5sec.
- 3                            2 10 /sec.            3.Cooling Speed: 2~10 /sec.

/ **Resistance to Soldering Heat Test Conditions**

260 5                    10 1 sec.                    Temp.:260±5                    Time:10±1 sec

/ **Packaging SPEC.**

/ REEL