

# BRS2AFQ~BRS2MFQ

Rev.A Jun.-2024



DATA SHEET

50V ~ 1000V

2.0A SMAF

# BRS2AFQ~BRS2MFQ

Rev.A Jun.-2024



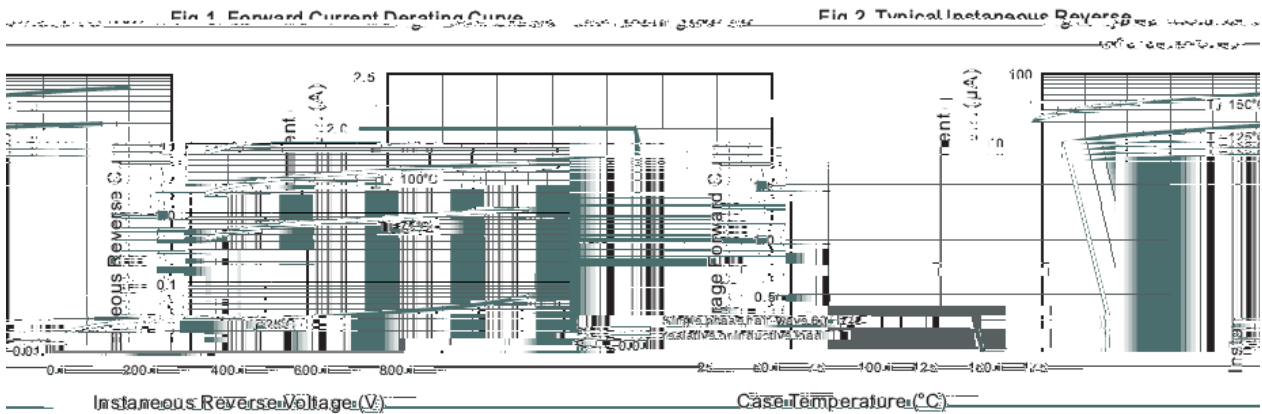
DATA SHEET

Note:

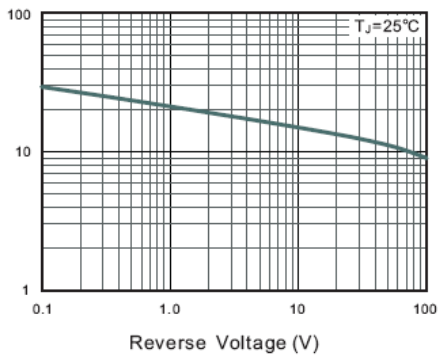
- 1 Measured at 1 MHz and applied reverse voltage of 4 V D.C
- 2 P.C.B. mounted with 2.0 X 2.0" (5 X 5 cm) copper pad areas.

Parameter	Symbol	Test condition	Rating	Unit
Maximum Instantaneous Forward Voltage	$V_F$	$I_F=2.0A$	1.1	V
Maximum DC Reverse Current at Maximum DC Blocking Voltage	$I_R$	$T_a=25$	5.0	uA
		$T_a=125$	100	

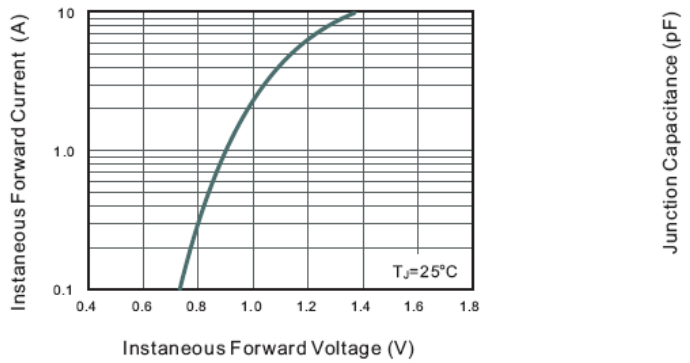
**/ Electrical Characteristic Curve**



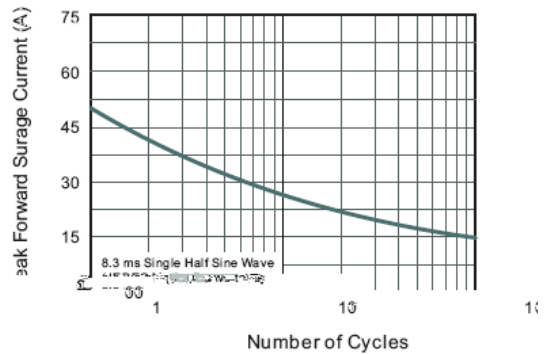
**Fig.4 Typical Junction Capacitance**



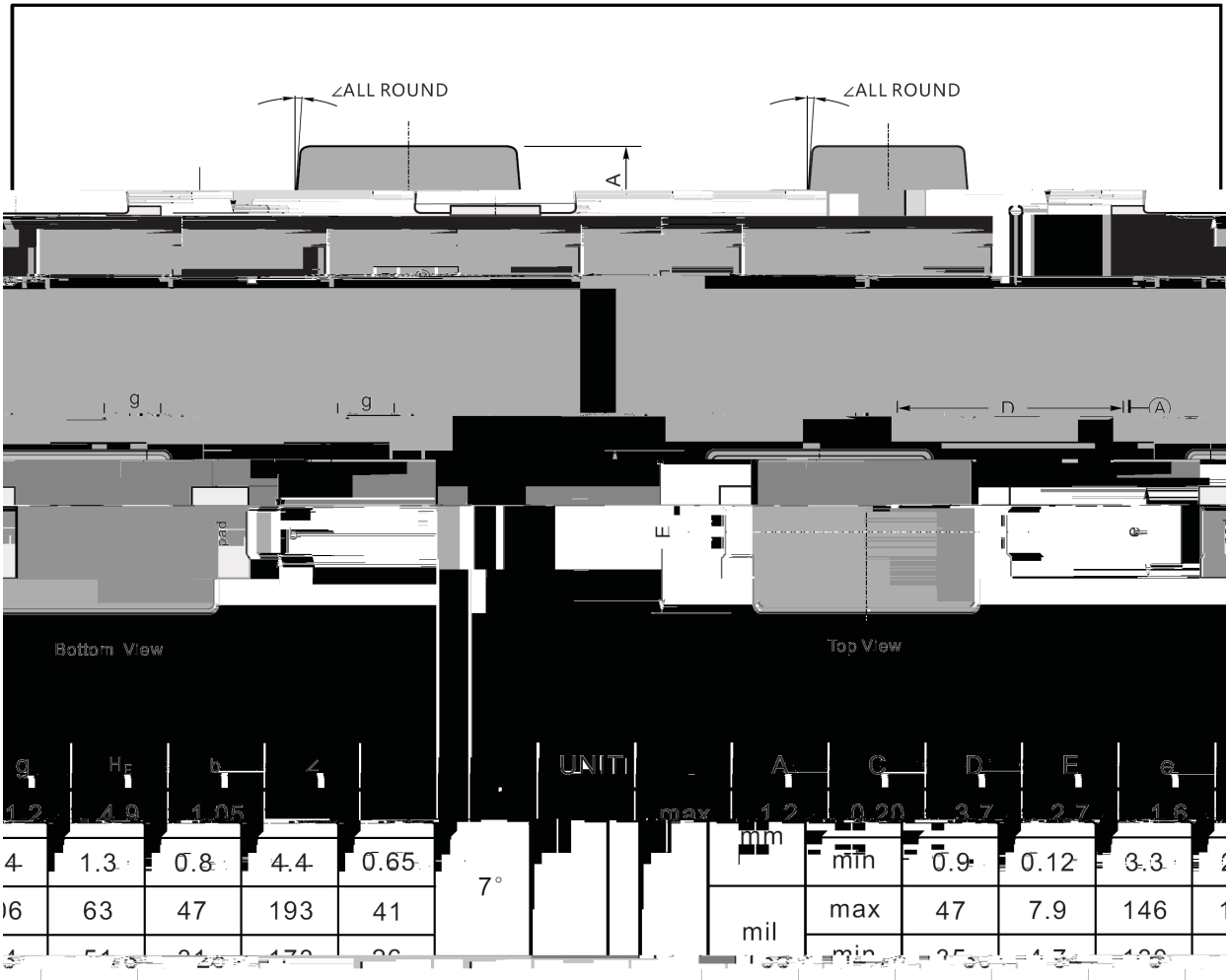
**Fig.3 Typical Forward Characteristic**



**Fig.5 Maximum Allowable Repetitive Peak**



/ Package Dimensions



# **BRS2AFQ~BRS2MFQ**

Rev.A Jun.-2024

**DATA SHEET**

