

/ Descriptions

SOT23-6 PNP PNP Power Transistor in a SOT23-6 Plastic Package.

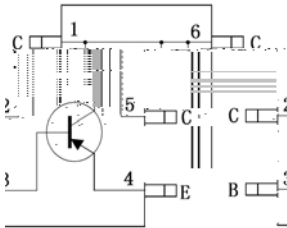
/ Features

Exceptional high gain, very low saturation voltage.


/ Applications

Power management in portable equipments, switching regulator in battery charger applications.

/ Equivalent Circuit



/ Pinning



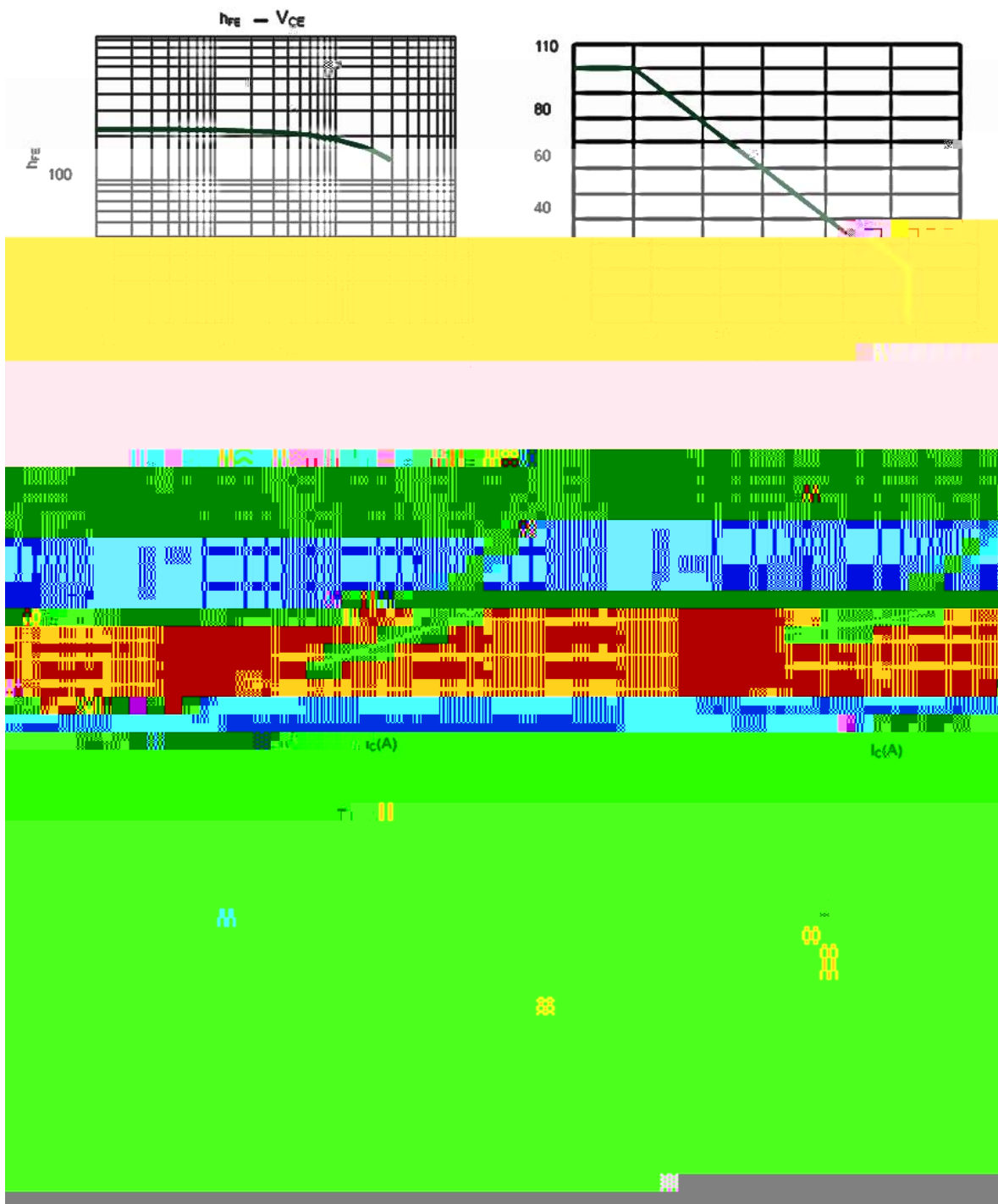
/ Marking

h_{FE} Range	>100
Marking	H818B

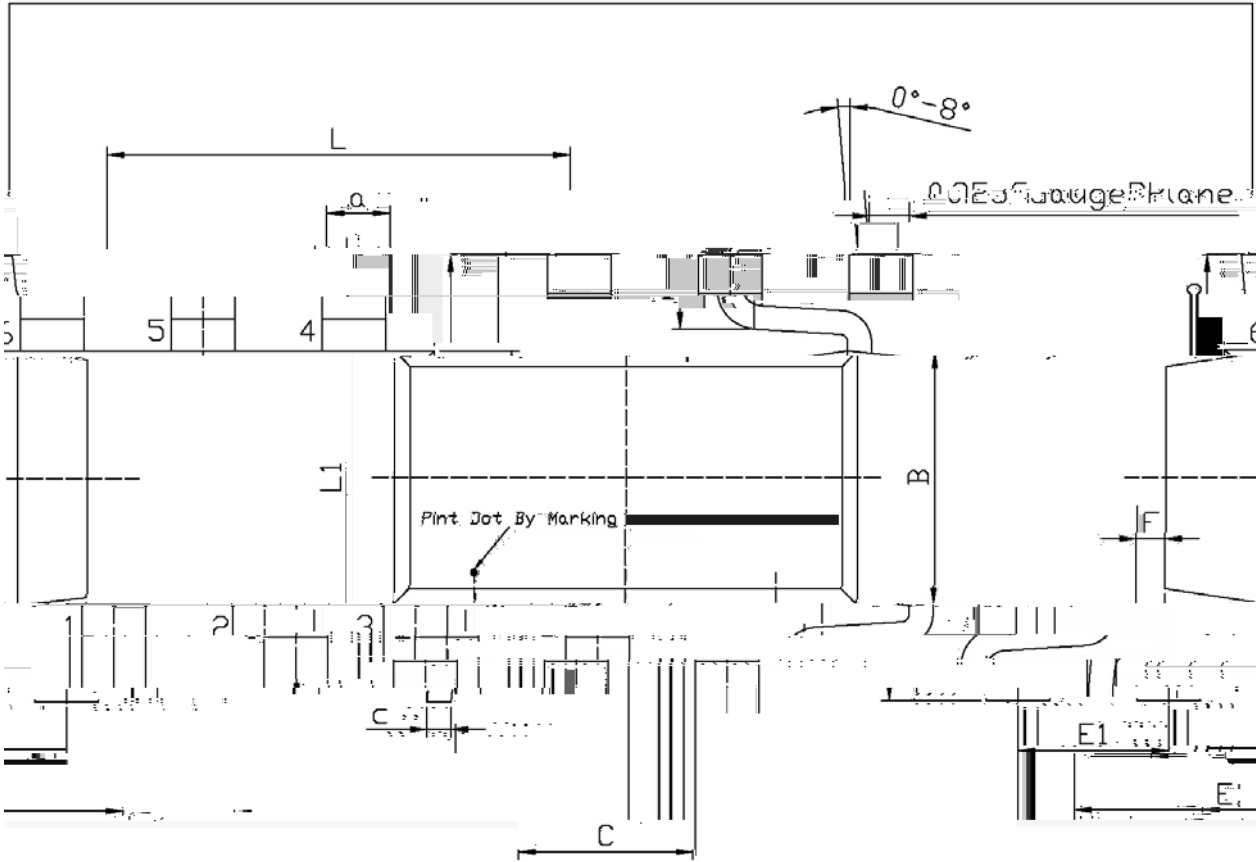
Parameter	Symbol	Rating	Unit
Collector to Base Voltage	V_{CBO}	-30	V
Collector to Emitter Voltage	V_{CEO}	-30	V
Emitter to Base Voltage	V_{EBO}	-5.0	V
Collector Current - Continuous	I_C	-3.0	A
Collector Peak Current	I_{CM}	-6	A
Base Current	I_B	-0.2	A
Base Peak Current	I_{BM}	-0.5	A
Total Dissipation	$P_{tot}(T_C=25 \text{ }^\circ\text{C})$	1.2	W
Junction Temperature	T_j	150	
Storage Temperature Range	T_{stg}	-65 150	

Parameter	Symbol	Test Conditions	Min	Typ	Max	Unit
Collector Cut-Off Current	I_{CBO}	$V_{CB}=-30 \text{ V}$ $I_E=0$			-0.1	μA
		$V_{CB}=-30 \text{ V}$ $I_E=0$ $T_C=125$			-20	μA
Emitter Base Cut-Off Current	I_{EBO}	$V_{EB}=-5.0\text{V}$ $I_C=0$			-0.1	μA
DC Current Gain ₍₁₎	* $h_{FE(1)}$	$V_{CE}=-1.0\text{V}$ $I_C=-0.5\text{A}$	100	300		
DC Current Gain ₍₂₎	* $h_{FE(2)}$	$V_{CE}=-3.0\text{V}$ $I_C=-2.5\text{A}$	100			
Collector-Emitter Breakdown Voltage	* $V_{(BR)CEO}$	$I_D=-10\text{mA}$ $I_B=0$	-30			V
Collector to Emitter Saturation Voltage ₍₁₎	* $V_{CE(sat)(1)}$	$I_C=-0.5\text{A}$ $I_B=-5.0\text{mA}$				

/ Electrical Characteristic Curve

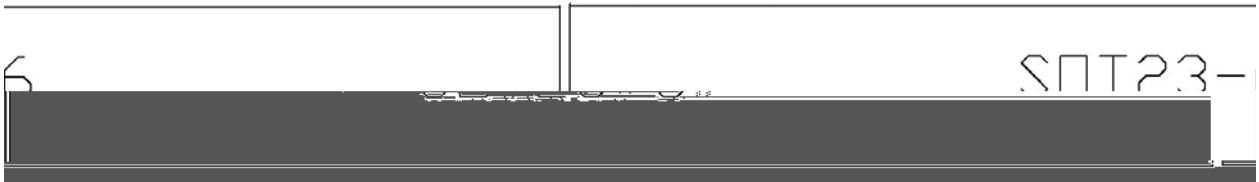


/ Package Dimensions

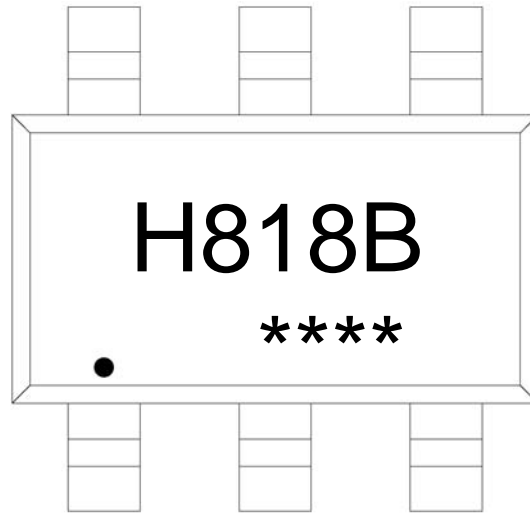


Unit: mm

Dimensions in millimeters		Symbol		Min		Max		Dimensions in millimeters		Symbol		Min		Max	
2.00	F	0.35	1.05	2.80	3.00	0.85	1.05	1.50	1.7	0.90	1.20	2.60	E	1.80	



/ Marking Instructions



H

818B

****:

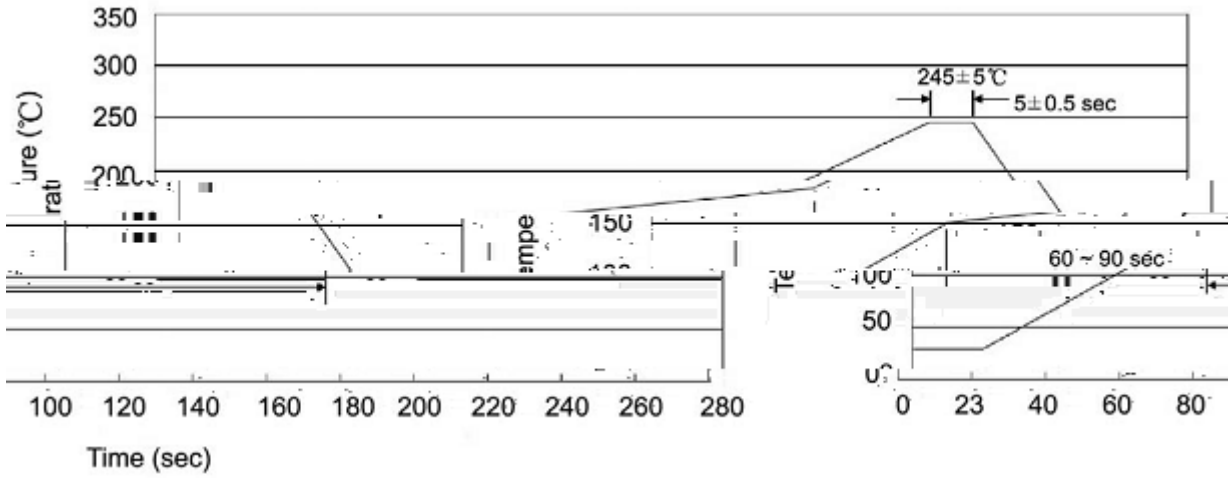
Note:

H: Company Code.

818B: Product Type Code

****: Lot No. Code, code change with Lot No.

() / Temperature Profile for IR Reflow Soldering(Pb-Free)



Note:

- | | | | | | |
|---|-------|-----|-----------|--------|-----------------------------------------|
| 1 | 25 | 150 | 60 | 90sec; | 1.Preheating:25~150 , Time:60~90sec. |
| 2 | 245±5 | | 5±0.5sec; | | 2.Peak Temp.:245±5 , Duration:5±0.5sec. |
| 3 | | 2 | 10 | /sec. | 3. Cooling Speed: 2~10 /sec. |

/ Resistance to Soldering Heat Test Conditions

260±5 10±1 sec. Temp.:260±5 Time:10±1 sec

/ Packaging SPEC.

/ REEL

Package Type	Units					Dimension (unit mm ³)		
	Units/Reel	Reels/Inner Box	Units/Inner Box	Inner Boxes/Outer Box	Units/Outer Box	Reel	Inner Box	Outer Box
SOT23-5/6	3,000	10	30,000	4	120,000	7 ×8	210×205×205	445×230×435

/ Notices