

SOD-323

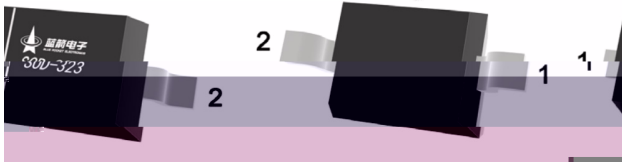
Zener Diode in a SOD-323 Plastic Package.

200mW

200mW Power dissipation, medium current, automated assembly processes, HF Product.

) %M\$* OM

2.4V to 39V wide zener voltage range applications.



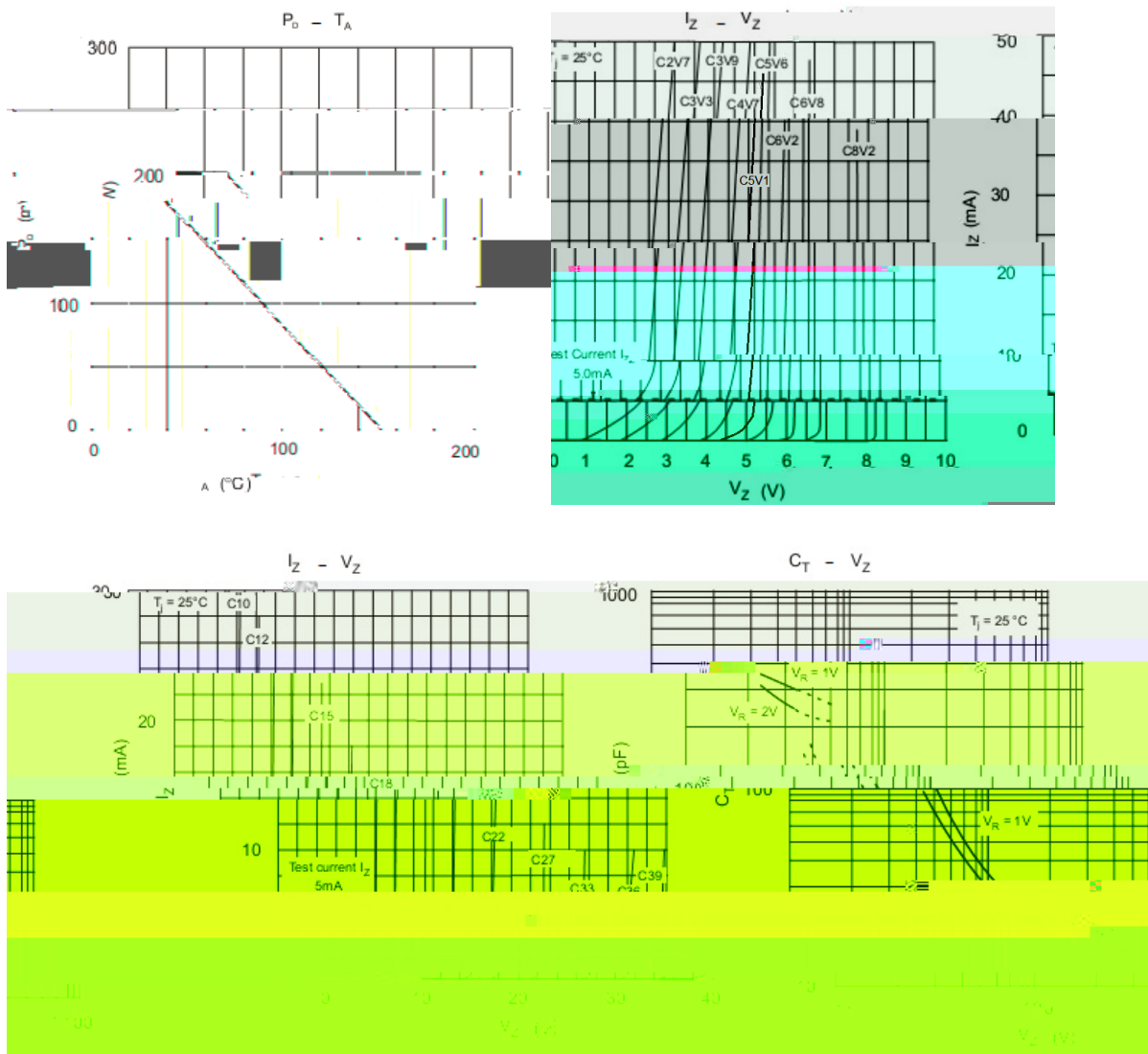
PIN1:Cathode

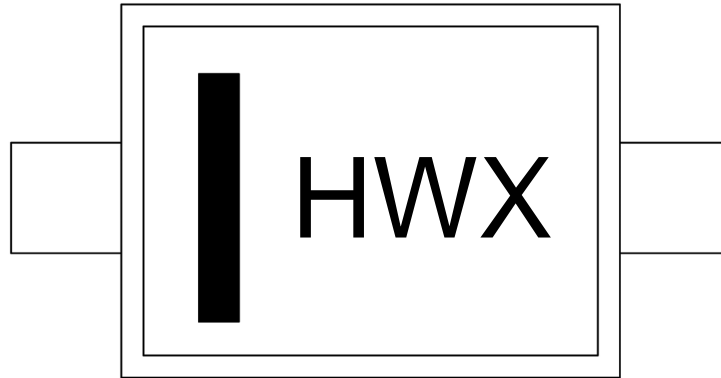
PIN2:Anode

See Electrical Characteristics.

Parameter	Symbol	Rating	Unit
Forward Voltage (Note 2) ($I_F=10mA$)	V_F	0.9	V
Power Dissipation(Note 1)	P_D	200	mW
Typical Thermal Resistance Junction to Ambient(Note 1)	R_{JA}	625	/W
Junction and Storage Temperature Range	T_j, T_{stg}	-65 150	

Type Number	Marking Code	Zener Voltage Range (Note 2)				Maximum Zener Impedance (Note 3)			Maximum Reverse Current (Note 2)		Typical Temperature Coefficient @I _{ZTC} mV/°C		Test Current I _{ZTC} mA
		V _Z @I _{ZT}			I _{ZT}	Z _{ZT} @I _{ZT}	Z _{ZK} @I _{ZK}	I _{ZK}	I _R	@V _R	Min	Max	
		Nom (V)	Min (V)	Max (V)	mA	mA			uA	V			
BZT52C11S	HWG	11	10.4	11.6	5	20	150	1	0.1	8	5.4	9	5
BZT52C12S	HWH	12	11.4	12.7	5	25	150	1	0.1	8	6	10	5
BZT52C13S	HWI	13	12.4	14.1	5	30	170	1	0.1	8	7	11	5
BZT52C15S	HWJ	15	13.8	15.6	5	30	200	1	0.1	10.5	9.2	13	5





?

N O

Note:

H: Company Code

WX: Product Type Code

Temperature Profile for IR Reflow Soldering(Pb-Free)

