

DTC143TKA

Rev.G Feb.-2022

DATA SHEET

/ Descriptions

SOT-23 NPN Silicon NPN Digital transistor in a SOT-23 Plastic Package.

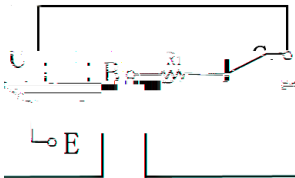
/ Features

With built-in bias resistors, simplify circuit design, reduce a quantity of parts and manufacturing process. HF Product.


/ Applications

Switching, inverter circuit, interface circuit and driver circuit applications.

/ Equivalent Circuit




/ Pinning



PIN 1 Base PIN 2 Emitter PIN 3 Collector

/ h_{FE} Classifications & Marking

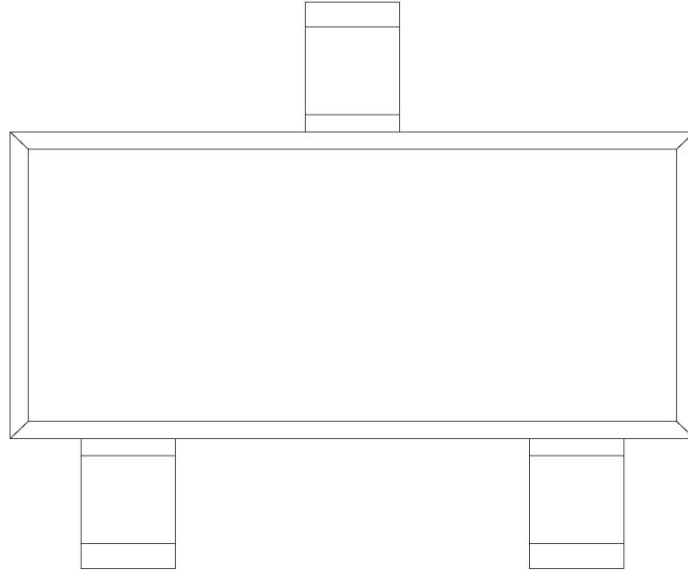
| | |
|---------|-----|
| Marking | H03 |
|---------|-----|



/ Package Dimensions




/ Marking Instructions



H
03
Note:
H

() / Temperature Profile for IR Reflow Soldering(Pb-Free)



Note:

- | | | | | | |
|---|-------|-----|----|-----------|---|
| 1 | 25 | 150 | 60 | 90sec; | 1.Preheating:25~150 , Time:60~90sec. |
| 2 | 245±5 | | 2 | 5±0.5sec; | 2.Peak Temp.:245±5 , Duration:5±0.5sec. |
| 3 | | 2 | | | |