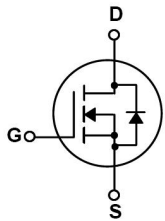


# IRF740

/ /


DC/DC




/  $h_{FE}$


		μ				
						μ
						μ
						μ
		μ				

/ Electrical Characteristic Curve

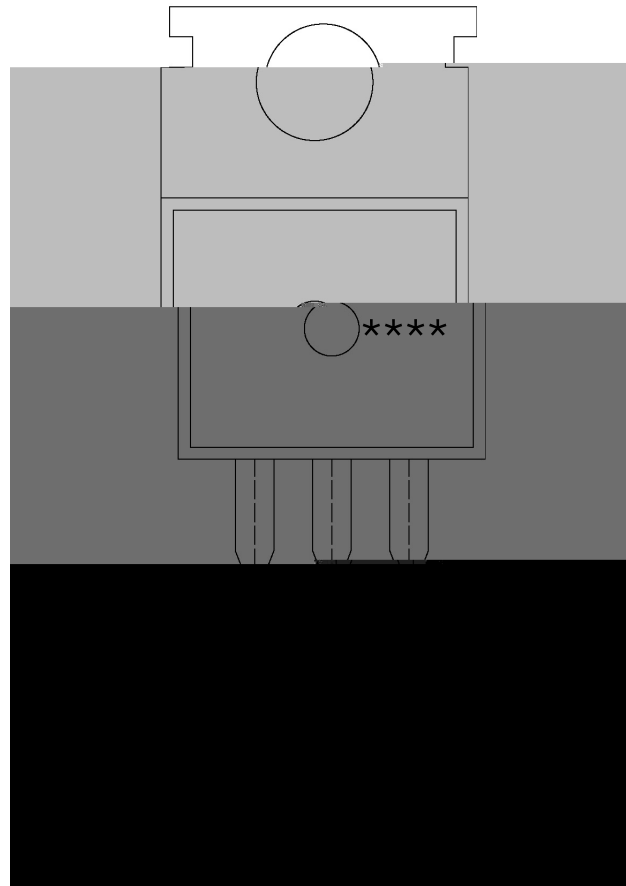


/ Package Dimensions



Dimensions in Millimeters				Dimensions in Millimeters			
Symbol	Min	Max	Symbol	Min	Max		
$\Delta$	9.8	10.2	C	1.2	1.4		
$\Delta_1$	2.56	2.64	$\Delta_2$	6.3	6.7		
$\Delta_2$	15.7	16.1	B1	9.0	9.4		
$\Delta_3$	10.2	10.6	$\Delta_4$	1.2	1.4		
$\Delta_4$	9.6	10.0	$\Delta_5$	1.2	1.4		
$\Delta_5$	1.25	1.45	$\Delta_6$	0.2	0.4		

/ Marking Instructions

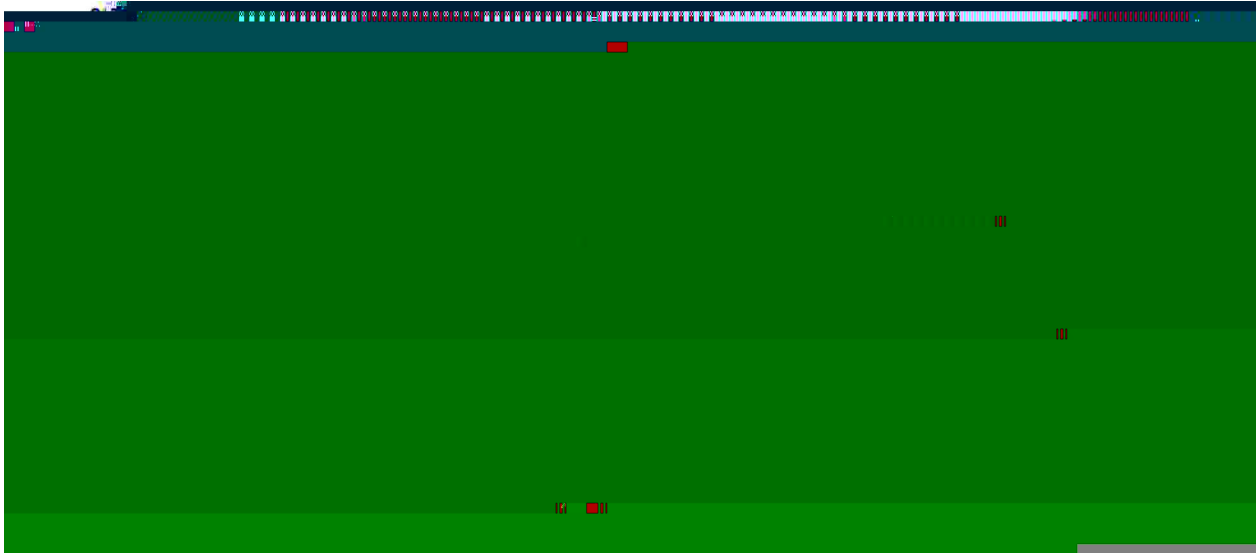


BR

IRF740

\*\*\*\*

( ) / Temperature Profile for Dip Soldering(Pb-Free)



± ± ± ±

/ Resistance to Soldering Heat Test Conditions

± ±

/ Packaging SPEC.

						Bag	Inner Box	Outer Box
	Units/Bag /	Bags/Inner Box /	Units/Inner Box /	Inner Boxes/Outer Box /	Units/Outer Box /			
TO-220/F	200	10	2,000	5	10,000	135×190	237×172×102	560×245×195

Units/Tube /	Tubes/Inner Box /	Units/Inner Box /	Inner Boxes/Outer Box /	2,000	514	217.4	6	7.44

re W n BT 6.48 0 0 6.48 247.74 218.9003 Tm 0 Tc 0 Tw ( )Tj ET Q B /TT13 1 Tf