

/ Descriptions

TO-92LM PNP Silicon PNP transistor in a TO-92LM Plastic Package.

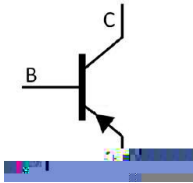
/ Features

KSC2328A
Complementary pair with KSC2328A.

/ Applications

Audio frequency amplifier applications.

/ Equivalent Circuit



/ Pinning



PIN1 Base PIN 2 Collector PIN 3 Emitter

/ h_{FE} Classifications & Marking

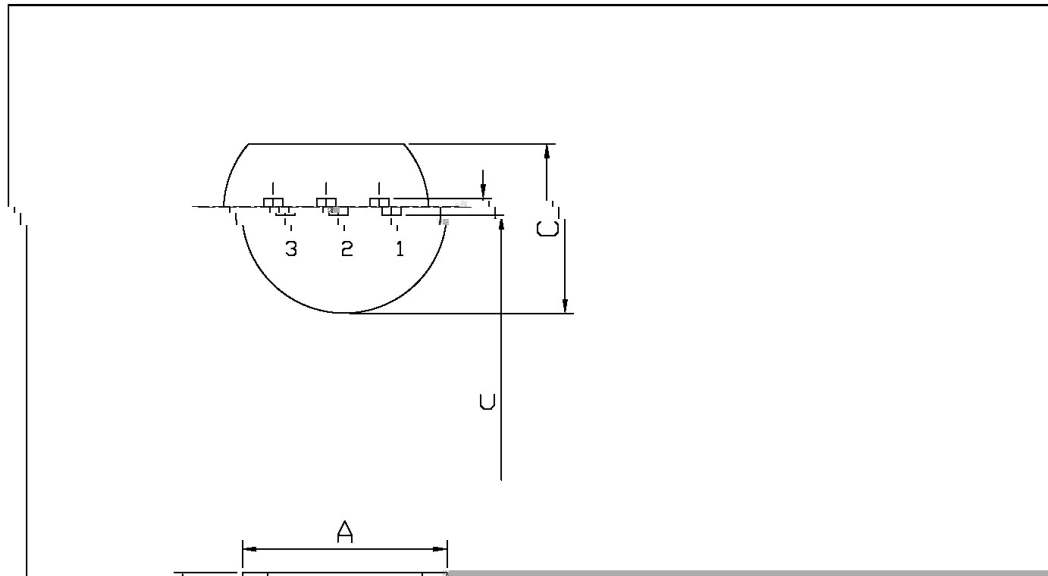
| | | |
|------------------------------------|---------|---------|
| h_{FE} Classifications Symbol | O | Y |
| h_{FE} Range | 100~200 | 160~320 |

| Parameter | Symbol | Rating | Unit |
|-----------|--------|--------|------|
|-----------|--------|--------|------|

/ Package Dimensions

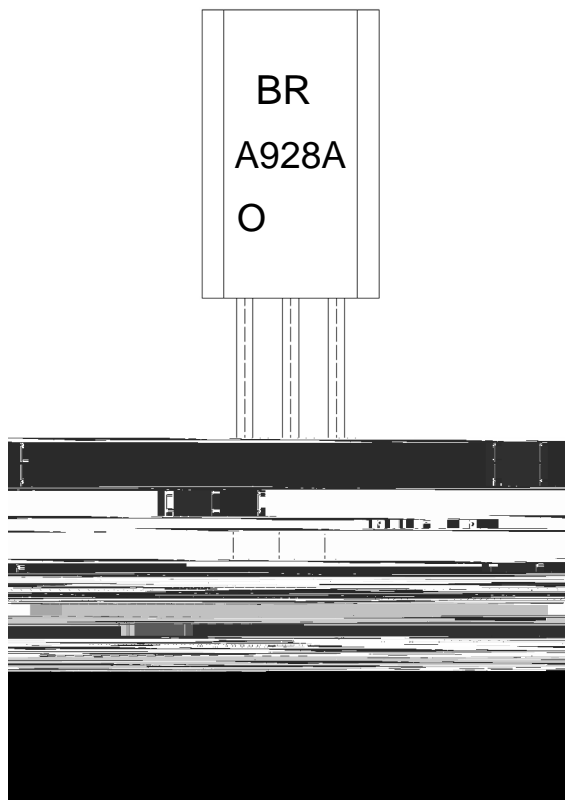
TO-92LM

Unit: mm



| Symbol | Dimensions In Millimeters | |
|--------|---------------------------|------|
| | Min | Max |
| A | 1.47 | 5.1 |
| B | 1.27 | 1.27 |
| C | 5.08 | 5.08 |
| D | 0.51 | 0.51 |
| E | 0.51 | 0.51 |
| F | 0.51 | 0.51 |
| G | 0.51 | 0.51 |
| H | 0.51 | 0.51 |
| I | 0.51 | 0.51 |
| J | 0.51 | 0.51 |
| K | 0.51 | 0.51 |
| L | 0.51 | 0.51 |
| M | 0.51 | 0.51 |
| N | 0.51 | 0.51 |
| O | 0.51 | 0.51 |
| P | 0.51 | 0.51 |
| Q | 0.51 | 0.51 |
| R | 0.51 | 0.51 |
| S | 0.51 | 0.51 |
| T | 0.51 | 0.51 |
| U | 0.51 | 0.51 |
| V | 0.51 | 0.51 |
| W | 0.51 | 0.51 |
| X | 0.51 | 0.51 |
| Y | 0.51 | 0.51 |
| Z | 0.51 | 0.51 |

/ Marking Instructions



BR:

A928A

O: h_{FE}

Note:

BR: Company Code.

A928A: Product Type.

O: h_{FE} Classifications Symbol

****: Lot No. Code, code change with Lot No.

