

**/ Descriptions**

TO-220          NPN          Silicon NPN transistor in a TO-220 Plastic Package.

**/ Features**

KSB596  
Complementary pair with KSB596.

**/ Applications**

Power amplifier applications.

**/ Equivalent Circuit**



**/ Pinning**



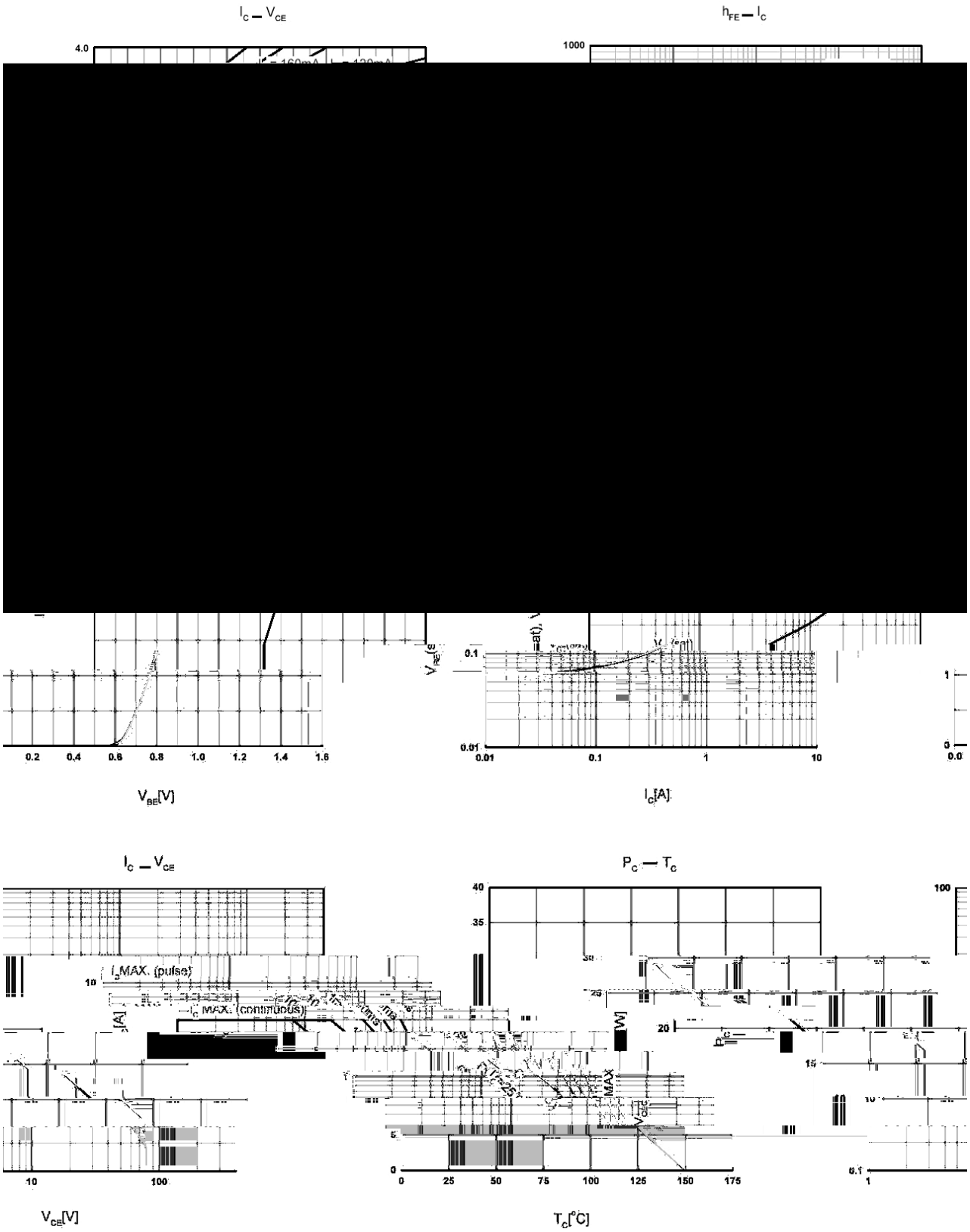
PIN1 Base          PIN 2 Collector          PIN 3 Emitter

**/ h<sub>FE</sub> Classifications & Marking**

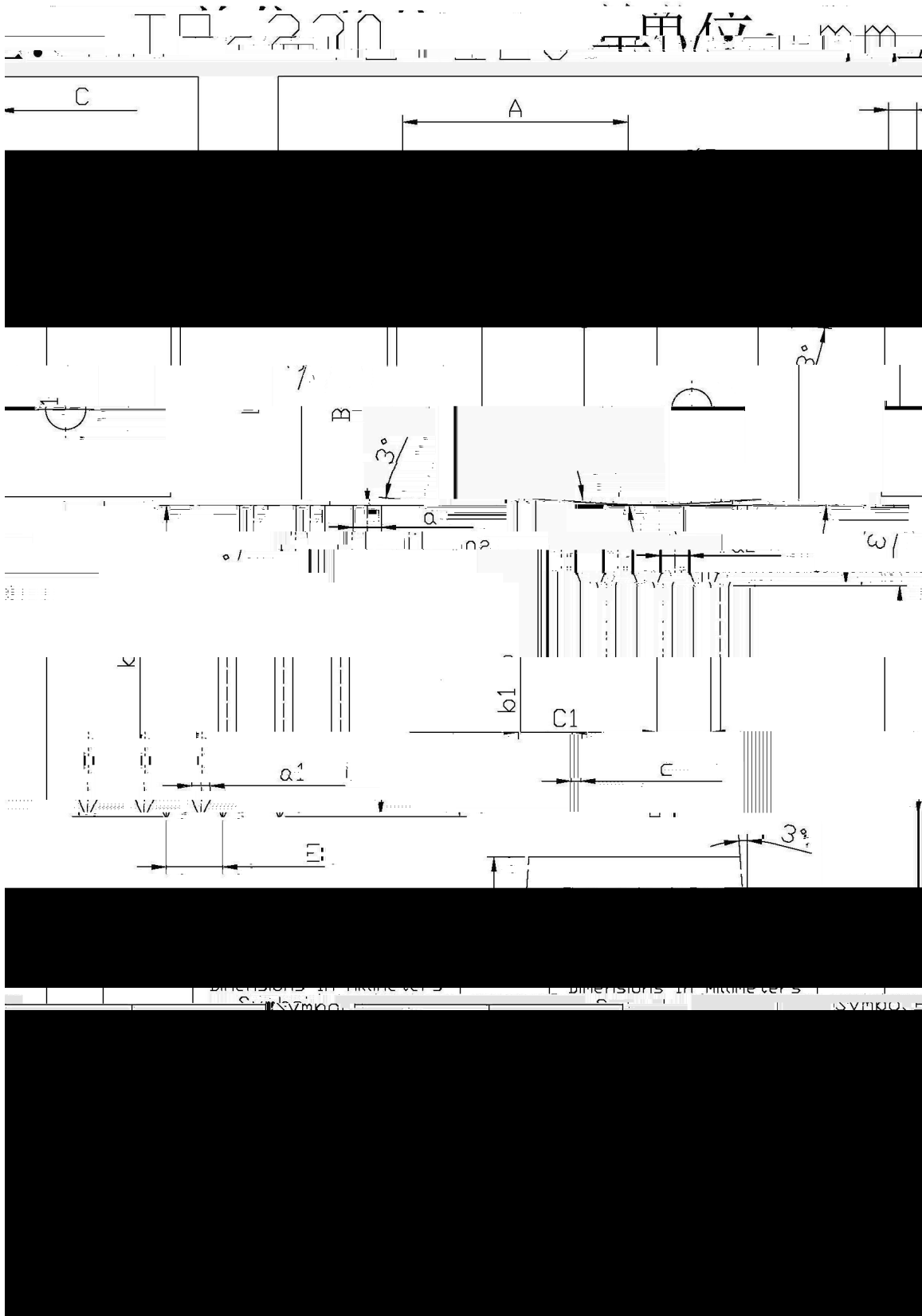
h <sub>FE</sub> Classifications Symbol	R	O	Y
h <sub>FE</sub> Range	40 80	70 140	120 240



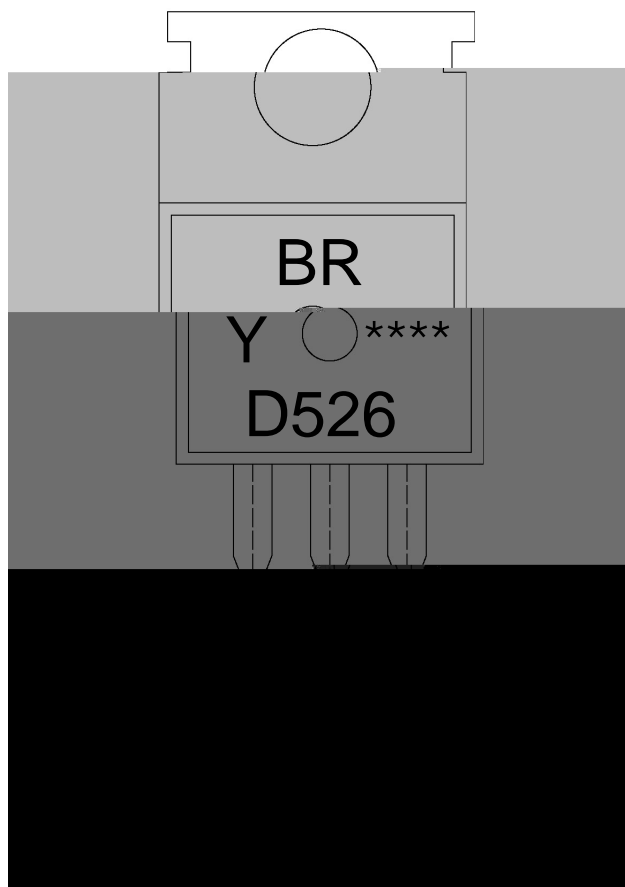
/ Electrical Characteristic Curve



**/ Package Dimensions**



**/ Marking Instructions**



BR

D526

Y:  $h_{FE}$

\*\*\*\*

Note:

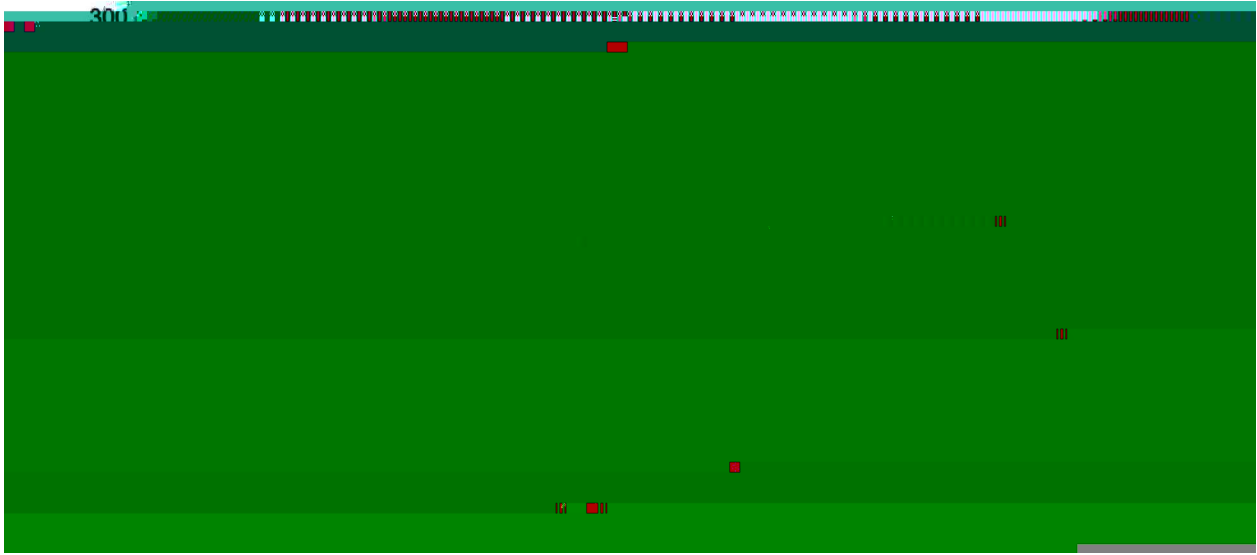
BR: Company Code

D526: Product Type.

Y:  $h_{FE}$  Classifications Symbol

\*\*\*\*: Lot No. Code, code change with Lot No.

( ) / **Temperature Profile for Dip Soldering(Pb-Free)**



Note:

- |   |       |     |           |        |   |
|---|-------|-----|-----------|--------|---|
| 1 | 25    | 150 | 60        | 90sec; | 1.Preheating:25~150 , Time:60~90sec.    |
| 2 | 255±5 |     | 5±0.5sec; |        | 2.Peak Temp.:255±5 , Duration:5±0.5sec. |
| 3 |       | 2   | 10        | /sec.  | 3. Cooling Speed: 2~10 /sec.            |

/ **Resistance to Soldering Heat Test Conditions**

270±5                      10±1 sec.                      Temp.:270±5                      Time:10±1 sec

/ **Packaging SPEC.**

/ BULK

Package Type	Units					Dimension (unit mm <sup>3</sup> )		
	Units/Bag /	Bags/Inner Box /	Units/Inner Box /	Inner Boxes/Outer Box /	Units/Outer Box /	Bag	Inner Box	Outer Box
TO-220/F	200	10	2,000	5	10,000	135×190	237×172×102	560×245×195

/ TUBE

Package Type	Units					Dimension (unit mm <sup>3</sup> )		
	Units/Tube /	Tubes/Inner Box /	Units/Inner Box /	Inner Boxes/Outer Box /	Units/Outer Box /	Tube	Inner Box	Outer Box
TO-220/F	50	20	1,000	5	5,000	532×31.4×5.5	555×164×50	575×290×180

/ **Notices**