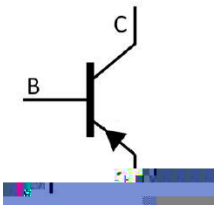


TO-92LM          PNP          Silicon PNP transistor in a TO-92LM Plastic Package.

KTC3205  
Complementary pair with KTC3205.

High current application.



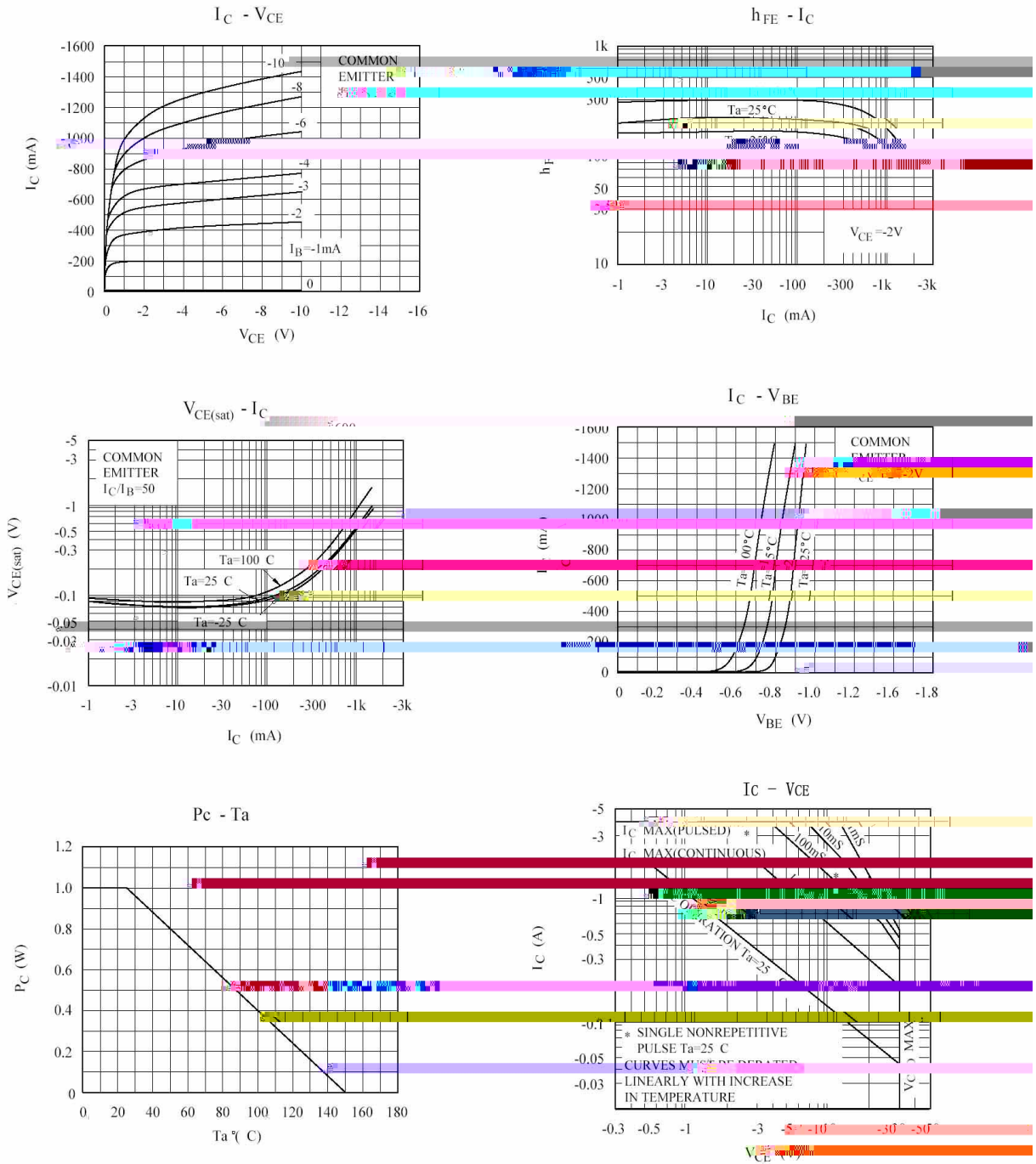
PIN1    Base          PIN 2

RPG

Parameter

Symbol

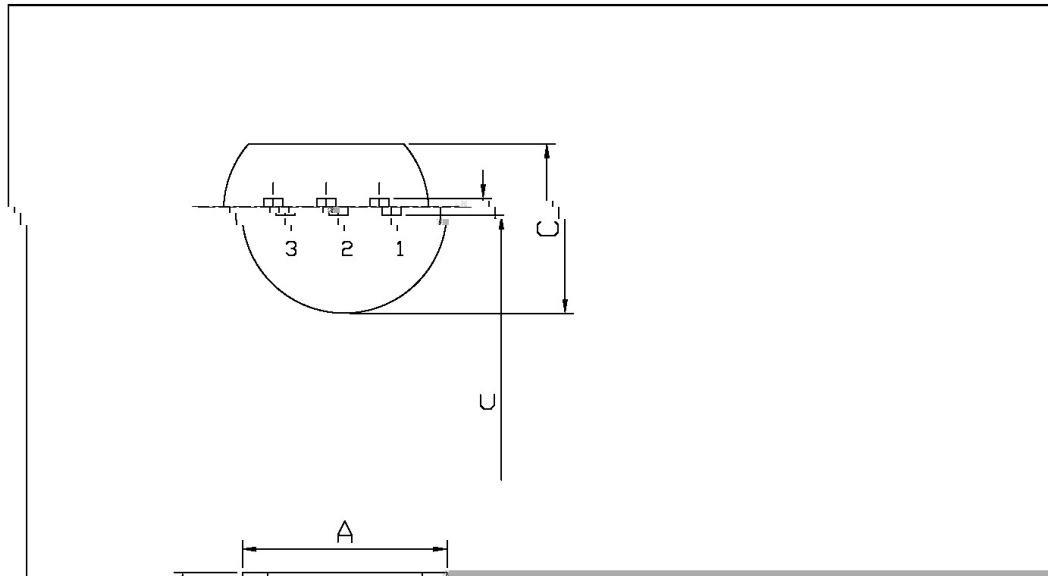
/ Electrical Characteristic Curve



/ Package Dimensions

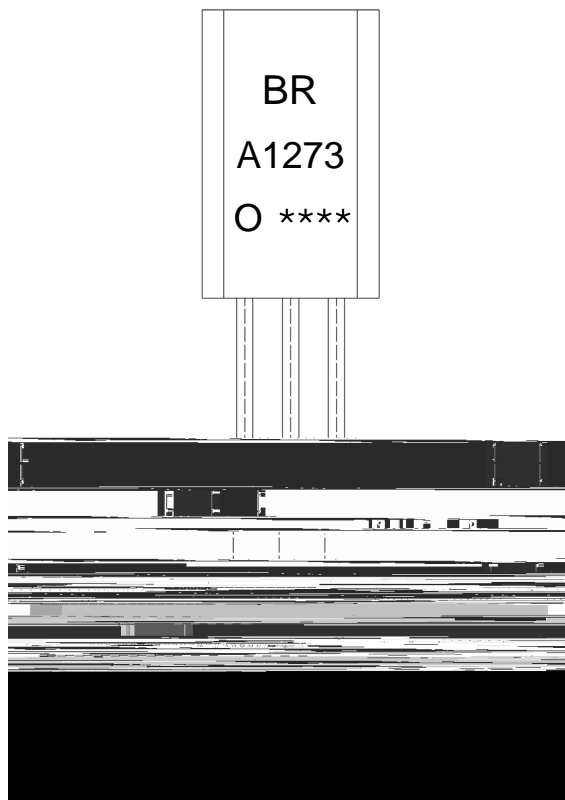
TO-92LM

Unit: mm



Symbol	Dimensions In Millimeters	
	Min	Max
A	1.27	2.54
C	0.5	0.5
U	0.5	0.5

/ Marking Instructions



BR:

A1273

O:  $h_{FE}$

\*\*\*\*

Note:

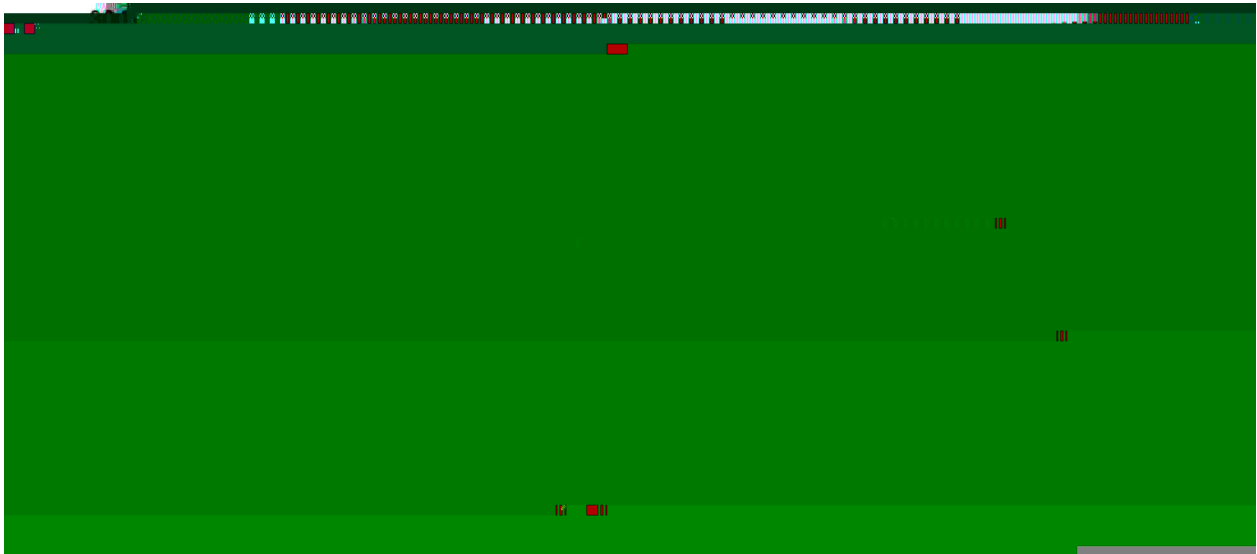
BR: Company Code.

A1273: Product Type.

O:  $h_{FE}$  Classifications Symbol

\*\*\*\*: Lot No. Code,code change with Lot No.

**( ) / Temperature Profile for Dip Soldering(Pb-Free)**



- |   |        |           |   |
|---|--------|-----------|---|
| 1 | 25 150 | 60 90sec; | Note:<br>1.Preheating:25~150 , Time:60~90sec. |
| 2 | 255±5  | 5±0.5sec; | 2.Peak Temp.:255±5 , Duration:5±0.5sec.       |
| 3 | 2 10   | /sec.     | 3. Cooling Speed: 2~10 /sec.                  |

**/ Resistance to Soldering Heat Test Conditions**

270±5                      10±1 sec.                      Temp.:270±5                      Time:10±1 sec

**/ Packaging SPEC.**

/ BULK

Package Type	Units					Dimension (unit mm3)		
	Units/Bag /	Bags/Inner Box /	Units/Inner Box /	Inner Boxes/Outer Box /	Units/Outer Box /	Bag	Inner Box	Outer Box
TO-92LM	1,000	8	8,000	5	40,000	135×190	237×172×102	560×245×195