

LV10150JCT

Rev.E Mar.-2016

/ Descriptions

TO-220S

Schottky diode in a TO-220S Plastic Package.

/ Features

Low forward voltage drop, low power losses, High efficiency operation.

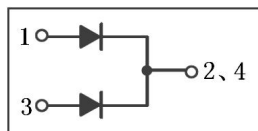
/ Applications

OR-ing

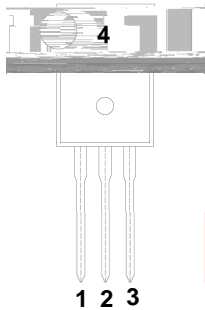
DC-DC

For use in high frequency inverters, switching power supplies, freewheeling diodes, OR-ing diode, dc-to-dc converters and reverse battery protection.

/ Equivalent Circuit



/ Pinning



PIN1 Anode

PIN 2 Cathode

PIN 3 Anode

PIN 4 NC

/ h_{FE} Classifications & Marking

See Marking Instructions.

LV10150JCT

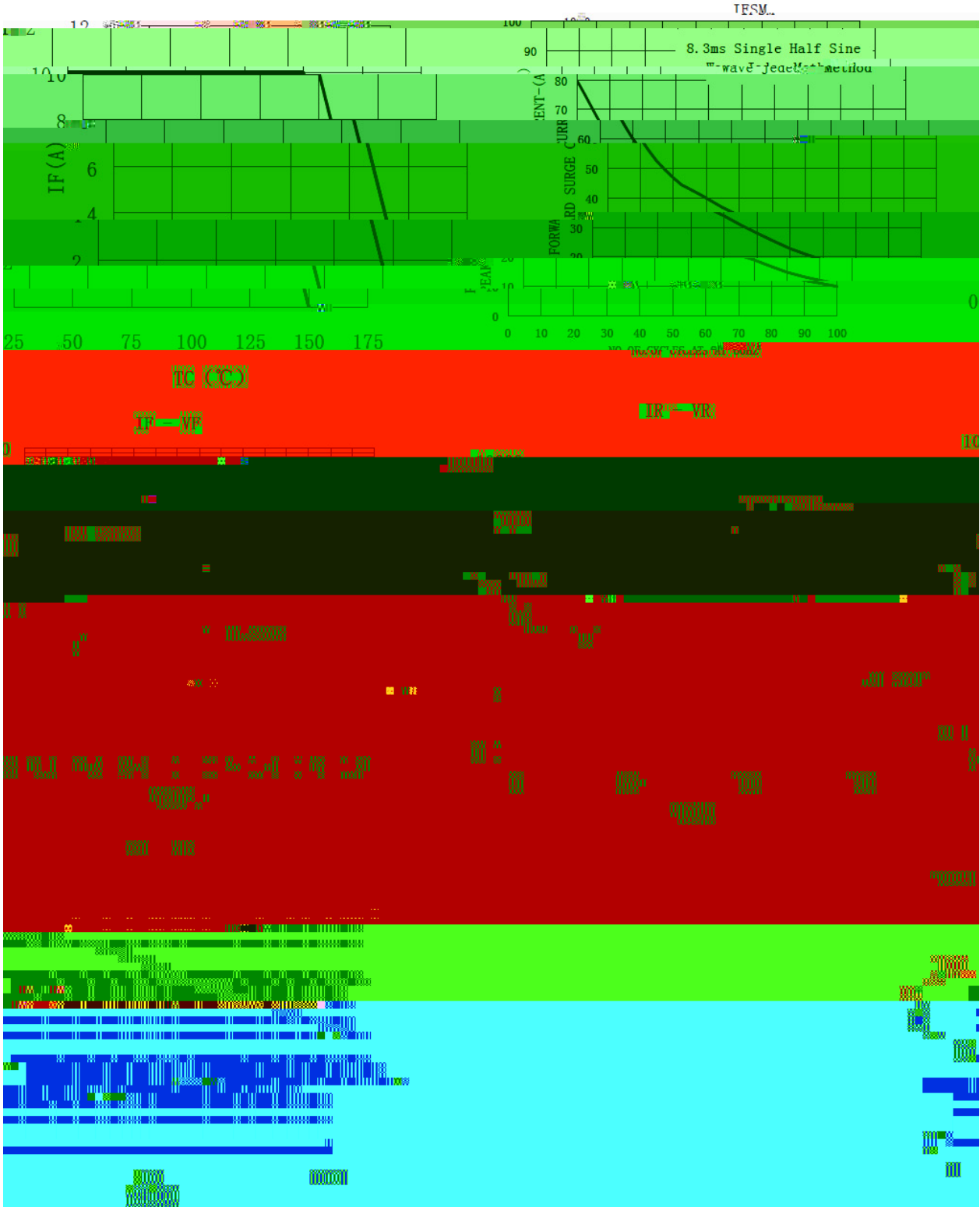
Rev.E Mar.-2016

Parameter	Symbol	Rating	Unit
Peak Repetitive Reverse Voltage Working Peak Reverse Voltage DC Blocking Voltage	V_{RRM} V_{RSM} V_{DC}	150	V
RMS Reverse Voltage	V_{RMS}	105	V
Average Rectified Forward Current	$I_{F(AV)}$	2X5	A
Non Repetitive Peak Surge Current	I_{FSM}	80	A
Thermal Resistance Junction to Case	R_{Jc}	3.5	/W
Junction and Storage Temperature Range	$T_j T_{stg}$	-55~+150	

Parameter Symbol Test Conditions

/ Electrical Characteristic Curve

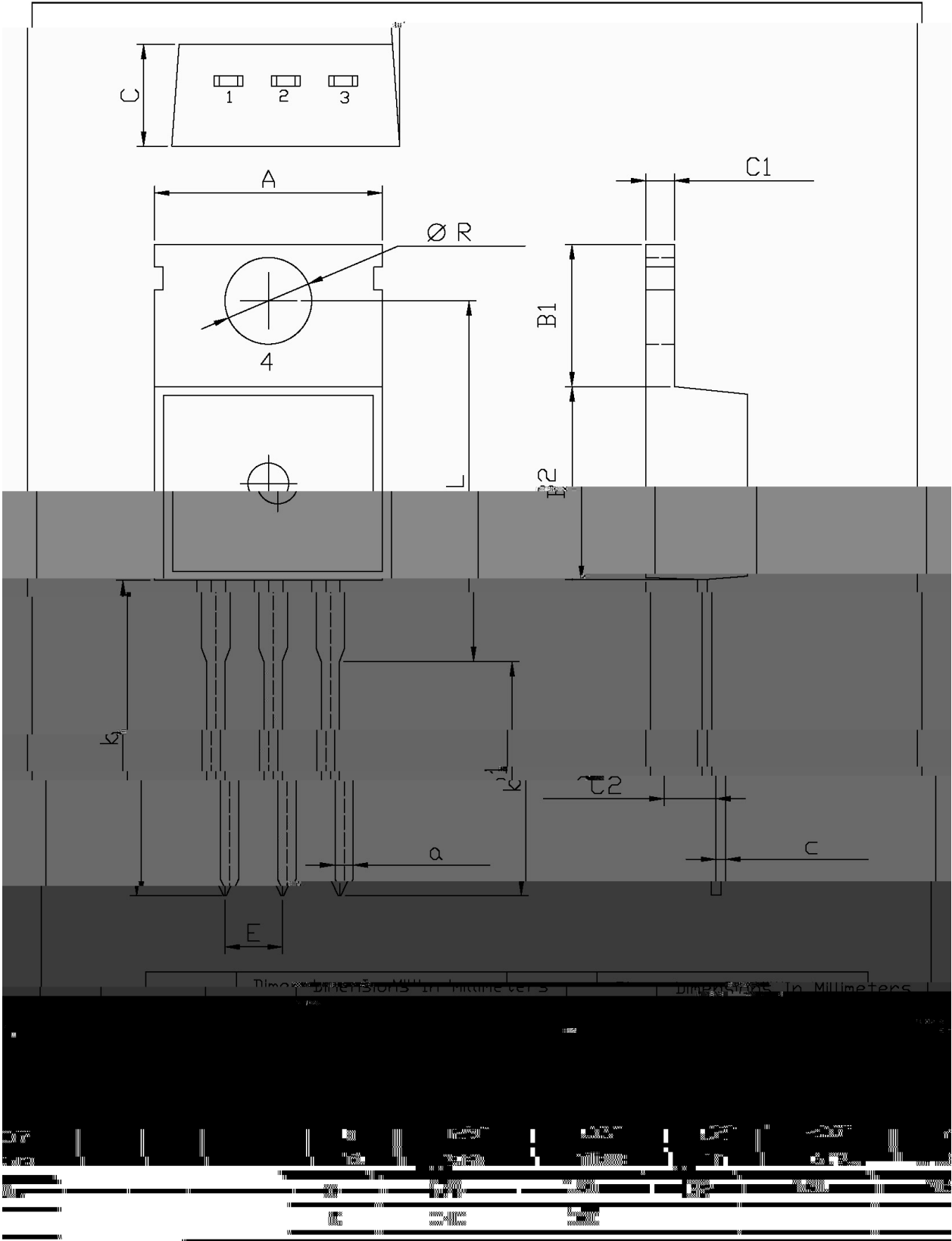
IF - TC



/ Package Dimensions

TO-220S

Unit: mm



LV10150JCT

Rev.E Mar.-2016

