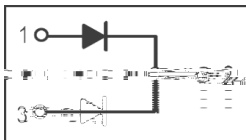


KF 5)

Schottky Barrier Diode in a TO-220 Plastic Package.

Low forward voltage drop, low power losses, High efficiency operation.

For use in high frequency inverters, switching power supplies, freewheeling diodes, OR-ing diode, dc-to-dc converters and reverse battery protection.





PIN 1 Anode PIN 2 Cathode PIN 3 Anode

See Marking Instructions.

Parameter	Symbol	Rating	Unit
Peak Repetitive Reverse Voltage Working Peak Reverse Voltage DC Blocking Voltage	V_{RM} V_{RSM} V_{DC}	150	V
RMS Reverse Voltage	V_{RMS}	105	V
Average Rectified Forward Current	$I_{F(AV)}$	2 10	A
Non Repetitive Peak Surge Current	I_{FSM}	120	A
Thermal Resistance Junction to Case	R_{Jc}	2.8	/W
Junction and Storage Temperature Range	T_j T_{stg}	-55 +150	

Parameter	Symbol	Test Conditions	Min	Typ	Max	Unit
Breakdown Reverse Voltage	V_{BR}	$I_R=1mA(T_a=25^\circ C)$ $I_F=5A(T_a=25^\circ C)$	150			V

Forward Voltage V_F



Rev.H Jul.-2018


Note:

- | | | | | | |
|---|--------|-----|------------|--------|---|
| 1 | 25 | 150 | 60 | 90sec; | 1.Preheating:25~150 , Time:60~90sec. |
| 2 | 255..5 | | 5..0.5sec; | | 2.Peak Temp.:255..5 , Duration:5..0.5sec. |
| 3 | | 2 | 10 | /sec. | 3. Cooling Speed: 2~10 /sec. |

270..5 10..1 sec. Temp.:270±5 Time:10±1 sec

/ BULK

Package Type	Units					Dimension (unit mm ³)		
	Units/Bag /	Bags/Inner Box /	Units/Inner Box /	Inner Boxes/Outer Box /	Units/Outer Box /	Bag	Inner Box	Outer Box
TO-220/F	200	10	2,000	5	10,000	135×190	237×172×102	560×245×195

/ TUBE

Package Type	Units					Dimension (unit mm ³)		
	Units/Tube /	Tubes/Inner Box /	Units/Inner Box /	Inner Boxes/Outer Box /	Units/Outer Box /	Tube	Inner Box	Outer Box
TO-220/F	50	20	1,000	5	5,000	532×31.4×5.5	555×164×50	575×290×180